

**Steve O. MICHAEL**

**DANUBIUS UNIVERSITY  
STATE OF THE UNIVERSITY  
REPORT  
2022-2023 ACADEMIC YEAR**



## **TABLE OF CONTENTS**

<b>INTRODUCTION.....</b>	<b>4</b>
<b>1. QUALITY ASSURANCE.....</b>	<b>7</b>
1.1. The situation of ensuring the quality of the activities within the university.....	7
<b>2. THE STATUS OF EACH STUDY PROGRAM.....</b>	<b>9</b>
2.1. The number of students per each study program, at all levels (bachelor programs, master programs, DPPD, conversion programs, College), all forms of education (full-time education, part-time education, distance learning) - comparative tables and charts for the past 3 academic years (2020-2021 vs. 2021-2022 vs. 2022-2023).....	10
2.2. The programs developed by the Center of Lifelong Learning .....	31
2.3. The status of the authorization/accreditation of the study programs, academic year 2022 - 2023 .....	32
<b>3. THE RESULTS OF THE RESEARCH ACTIVITIES.....</b>	<b>36</b>
<b>4. HUMAN RESOURCES ASPECTS .....</b>	<b>37</b>
4.1. The status of vacancies (comparative tables and charts for the past 3 academic years: 2020-2021 vs. 2021-2022 vs. 2022-2023) .....	37
4.2. The status of the institution's staff (comparative tables and charts for the past 3 academic years: 2020-2021 vs. 2021-2022 vs. 2022-2023) .....	39
<b>5. THE FINANCIAL STATE OF THE UNIVERSITY, BY FUNDING SOURCES AND TYPES OF EXPENDITURES.....</b>	<b>40</b>
<b>6. THE STATUS OF RESPECTING THE UNIVERSITY ETHICS AND THE ETHICS OF RESEARCH ACTIVITIES.....</b>	<b>42</b>
<b>7. THE PROFESSIONAL INSERTION OF THE GRADUATES FROM THE PREVIOUS COHORTS.....</b>	<b>43</b>
<b>8. THE IMPLEMENTATION OF THE ANNUAL OPERATIONAL PLAN.....</b>	<b>62</b>

## **INTRODUCTION**

Danubius University has embraced the vision of being recognized as an international university of excellence with an agenda to enhance humanity and transform Europe and the world.

The Mission of Danubius University is that of becoming a leader in the provision of educational activities and environment aimed at student success, transforming the community through unrelenting search for enduring truth, lifelong personal growth and development, and expanding meaningful service to all spheres of society.

In the 2022-2023 academic year, Danubius University realized the Strategic Plan for the period 2023-2030, in which it assumed a new mission, in accordance with a new vision, which led to the adoption of an organizational culture that would fulfill the assumed goals, and also set out to strengthen the Danubius brand by adopting a new name, which is in line with the new strategy towards the internationalization. The new name is Danubius International University.

Thus, the Danubius university community assumed the fulfillment of all educational activities in the spirit of the D.E.L.I.T.E. Culture, promoting the following Values:

**DIVERSITY** - Commitment to global diversity and inclusive institution where human differences are cherished, and diverse talents are empowered to enhance humanity.

**EXCELLENCE** - Commitment to relentless critiquing of human civilization for the purpose of personal, professional, and societal transformation.

**LEADERSHIP** - Commitment to service that makes a difference in the life of individual, organization, and local and global communities.

**INNOVATION** - Commitment to new ideas and approaches that improve the planet, human cohabitation, and life in general.

**TRUTH** - Commitment to transparent, tested, and enduring knowledge worthy of transmission from generation to generation.

**ETHICS** - Commitment to proven practices that promote personal and organizational effectiveness, wellbeing, continuing success.

Devoted to our students, master's program participants, trainees, and graduates, and loyal to our partners, we remain flexible, transparent, and open to collaborations that serve the interests of our community. In the face of unpredictable challenges in the national and international academic space, we persist in building sustainably. Our priority lies in investing in the professional development of our university's human resources and leveraging innovation and new technologies. We uphold our promises to students by continually equipping university spaces with the latest artificial intelligence technologies to support the educational experiences we provide. This commitment extends to staying connected with the latest international trends in digitization within our university.

Throughout the academic year 2022-2023, we maintained a distinctive presence marked by an open, transparent, and flexible approach. This approach not only encouraged students to become and remain our partners but also ensured our graduates of complete collaboration. This commitment

fortified the credibility of the Danubius brand within the business community and among beneficiaries of our educational services.

By consistently integrating our core values—innovation, diversity, excellence, truth, leadership, and ethics—into every facet of our academic activities, we successfully solidified numerous collaborations with business representatives. Our transparent and open attitude in partnership relations played a pivotal role in establishing these connections, particularly in benefitting our students and graduates.

In response to the digitized world and the increasing significance of re-technologizing and digitization, we embraced a hybrid education system over the past years. This shift led Danubius University to adopt new teaching methods and enhance interactions with students and learners. With adaptability to new technologies and flexibility as key principles, our study platform, Danubius Sakai, offers everyone accessing it new opportunities to explore the advantages of digitization.

For many years, the virtual space has served as a complementary teaching-learning-research environment, facilitating education regardless of time, place, or space. This virtual environment upholds the quality of didactics, pedagogy, and research, maintaining the rigors and principles of higher education.

Real-time communication has been achieved through video conferences, chats, and conferences via the Online Sakai Platform, an integral part of the Danubius ONLINE Project. We have invested in and continue to implement digitization projects, such as the European-funded UDiGi project focused on digital transformation and innovative learning methods in Galați in higher education. Special attention is given to the development of e-learning support for distance education, continuing education, and lifelong learning. The infrastructure of information and communication technology receives continuous maintenance to ensure extended accessibility of ICT services, optimal upkeep of network accounts, and IT systems for the entire Danubius academic community.

Elevating the visibility of our university is a top priority, and a key focus is the online promotion of all our study programs. This effort is evident in the enhanced ranking of the [www.univ-danubius.ro](http://www.univ-danubius.ro) domain in web metrics hierarchies. The university strategically employs digital marketing and electronic promotion to spotlight all study and research programs.

Being a member of robust international associations such as the Association of Universities in Asia and the Pacific, and fostering partnerships with prestigious universities and scientific research institutes, we have consistently represented higher education in Romania at numerous global scientific events. Our engagement spans countries like China, the USA, Thailand, Pakistan, and others, where we contribute to discussions on various aspects of global education.

Simultaneously, Danubius University remains committed to enriching the international professional experience of teaching staff, students, and the entire workforce. Encouraging students to embrace the life of an international student, facilitated through ERASMUS+ grants, stands as a priority within our internationalization strategy.

The active participation of university leadership in international educational leader events continually creates new opportunities for collaboration with esteemed university institutions worldwide. This commitment to global engagement is a cornerstone of our university's vision.

This report comprehensively outlines the strengths observed in the activities of various institutional structures, along with addressing challenges encountered in reaching proposed performance

indicators. It provides a detailed overview of the entire activity of all departments and schools during the academic year 2022-2023.

## 1. QUALITY ASSURANCE

### 1.1. The situation of ensuring the quality of the activities within the university

In the academic year **2022-2023**, the quality assurance of the activities within the DANUBIUS University in Galati was carried out through the Department of Institutional Research and Quality Assurance. Having the belief that *education* represents the portal to the future, the "Danubius" University in Galati has as a priority objective the respect of the stages/terms for the periodical evaluation of the study programs according to the External Evaluation Methodology, the reference standards and the ARACIS performance indicators.

The Quality objectives for the academic year 2022- 2023 were:

1. External evaluation of the quality of education in order to accredit the **"Psychology"** bachelor's degree program - IF;
2. External evaluation of the quality of education for the purpose of the periodic evaluation of the **"Law"** bachelor's degree program - IFR;
3. External evaluation of the quality of education for the purpose of the periodic evaluation of the **"Accounting and Management Informatics"** bachelor's degree program - IFR;
4. External evaluation of the quality of education for the purpose of the periodic evaluation of the **"Economics of Trade, Tourism and Services"** bachelor's degree program - ID;
5. External evaluation of the quality of education for the purpose of the periodic evaluation of the **"Economics of Trade, Tourism and Services"** bachelor's degree program - IF;
6. External evaluation of the quality of education for the purpose of the periodic evaluation of the **"Law"** bachelor's degree program - ID;
7. External evaluation of the quality of education for the purpose of the periodic evaluation of the **"Communication and Public Relations"** bachelor's degree program - IF;
8. External evaluation of the quality of education in order to periodically evaluate the master's field International Relations and European Studies, the master's program **"Security Management in International Relations"** - IF;
9. The external evaluation of the quality of education in order to be included in the Master's field of Business Administration and the accreditation of the university master's study program **"Business Management in Commerce and Tourism"** - IF.

**All programs were accredited by ARACIS, and those periodically evaluated received the qualification "maintenance of accreditation" for the next 5 years.**

The development of a *culture of quality* among the Danubian community is rigorously pursued through:

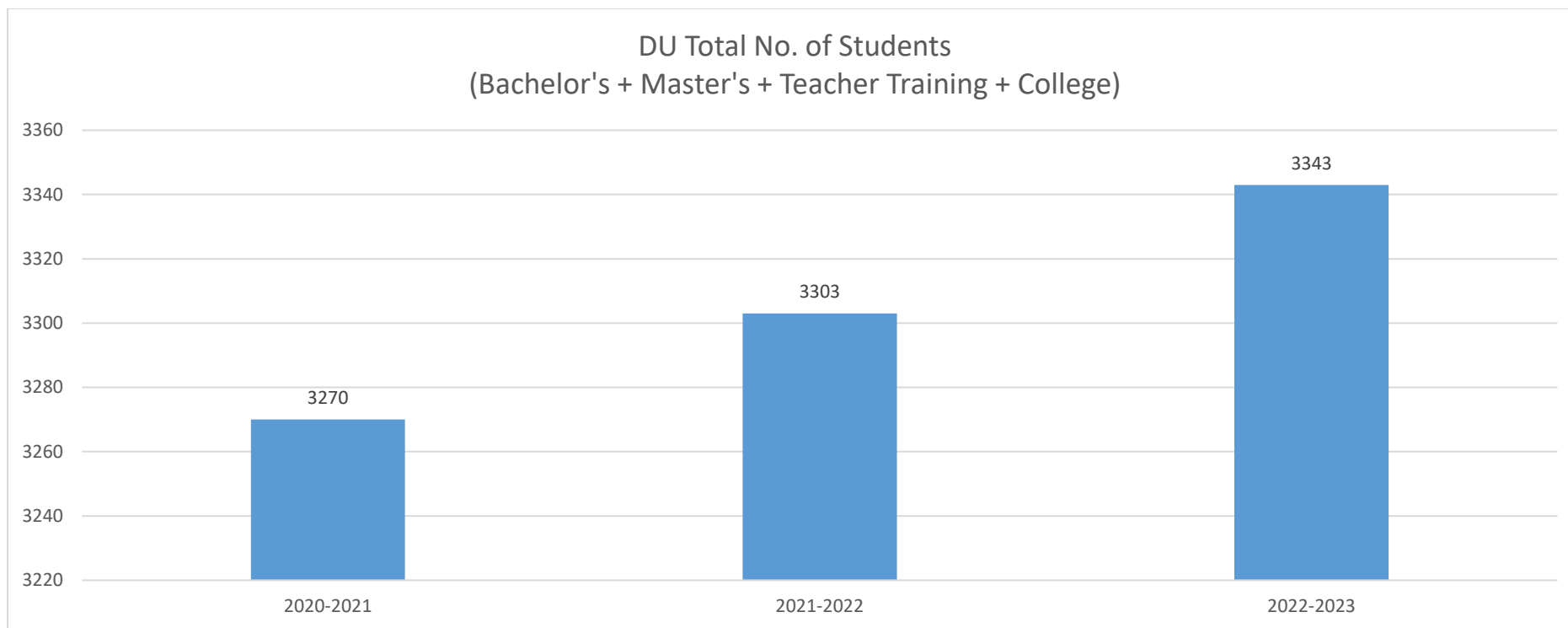
- ↳ ensuring the skills necessary for graduates to integrate into the labor market;
- ↳ promoting the image of the university on a national and international level, in the socio - economic environment and the development of inter-university cooperation;
- ↳ using experiences, good practices, as a source of learning;
- ↳ involving employees at all levels in quality improvement;
- ↳ the participation of all staff in at least one course and/or one training session in the field of professional and quality management.



## 2. THE STATUS OF EACH STUDY PROGRAM

### The total number of students of the university

	2020-2021	2021-2022	2022-2023
DU Total No. of Students (Bachelor's + Master's + Teacher Training + College)	3270	3303	3343



**2.1. The number of students per each study program, at all levels (bachelor programs, master programs, DPPD, conversion programs, College), all forms of education (full-time education, part-time education, distance learning) - comparative tables and charts for the past 3 academic years (2020-2021 vs. 2021-2022 vs. 2022-2023)**

SCHOOL OF LAW

a. Bachelor studies

SPECIALIZATION	2020-2021					2021-2022					2022-2023				
	I <sup>st</sup> YEA R	II <sup>nd</sup> YEA R	III <sup>rd</sup> YEA R	IV <sup>th</sup> YEA R	TOTAL	I <sup>st</sup> YEA R	II <sup>nd</sup> YEA R	III <sup>rd</sup> YEA R	IV <sup>th</sup> YEA R	TOTAL	I <sup>st</sup> YEA R	II <sup>nd</sup> YEA R	III <sup>rd</sup> YEA R	IV <sup>th</sup> YEA R	TOTAL
Law/ Bachelor's degree, full-time studies	180	165	146	157	<b>648</b>	180	150	178	130	<b>638</b>	180	147	145	165	<b>637</b>
Law/ Bachelor's degree, part-time studies	75	60	65	59	<b>259</b>	74	59	56	58	<b>247</b>	75	67	57	50	<b>249</b>
Law/ Bachelor's degree, distance learning	100	92	90	66	<b>348</b>	100	97	90	83	<b>370</b>	100	98	92	86	<b>376</b>

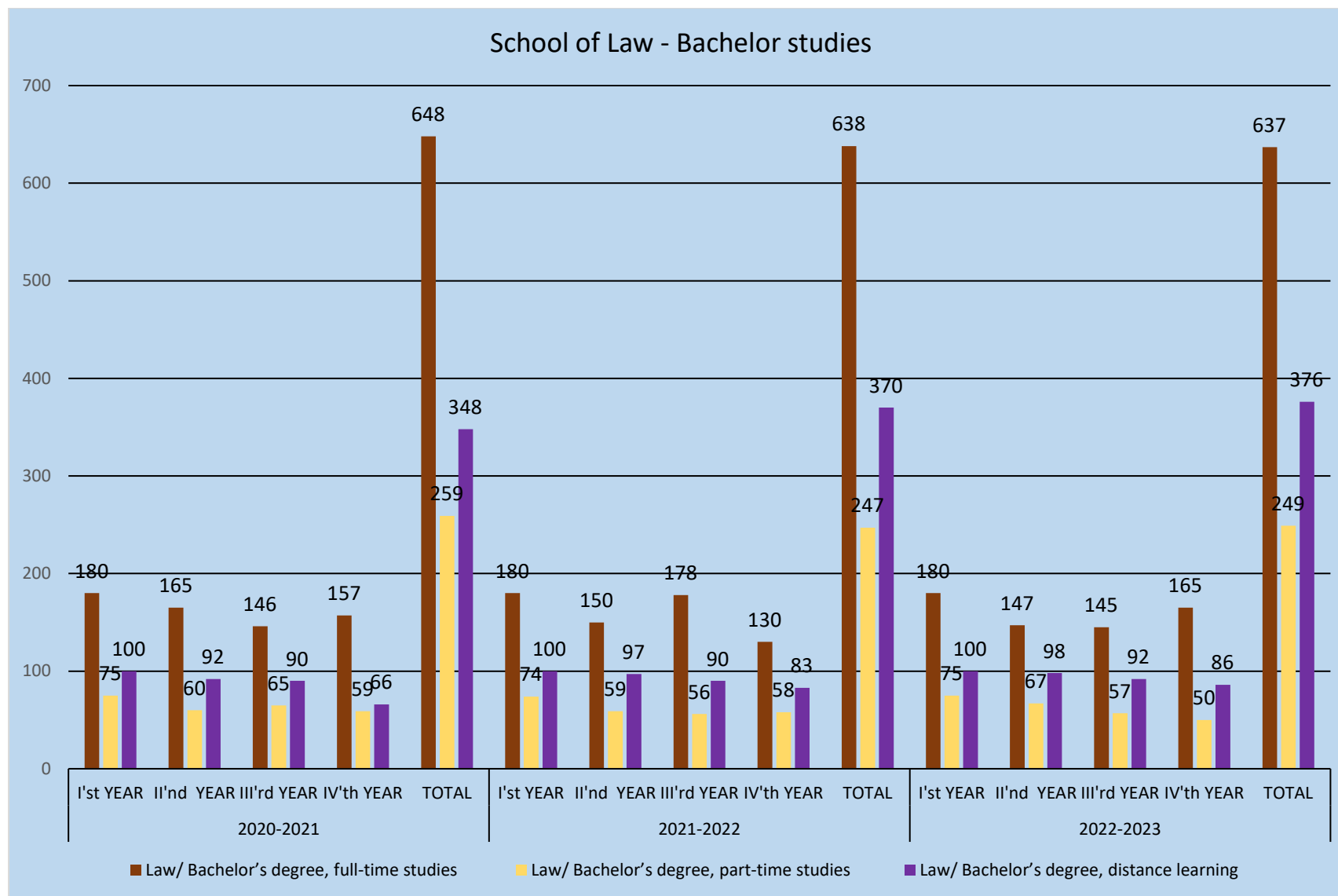


Chart no. 1: The number of students on each bachelor degree program at the School of Law

b. Master studies

SPECIALIZATION	2020-2021			2021-2022			2022-2023		
	I'st YEAR	II'nd YEAR	TOTAL	I'st YEAR	II'nd YEAR	TOTAL	I'st YEAR	II'nd YEAR	TOTAL
European law and public administration/Master, full-time studies	50	45	<b>95</b>	49	41	<b>90</b>	39	43	<b>82</b>
European law and public administration/Master, part-time studies	45	49	<b>94</b>	40	33	<b>73</b>	25	33	<b>58</b>
Criminal sciences/Master, full-time studies	40	25	<b>65</b>	35	41	<b>76</b>	19	31	<b>50</b>
European Union Law/Master, full-time studies	0	6	<b>6</b>	0	0	<b>0</b>	–	–	–
Law of Virtual communities/Master, full-time studies	0	0	<b>0</b>	0	0	<b>0</b>	–	–	–

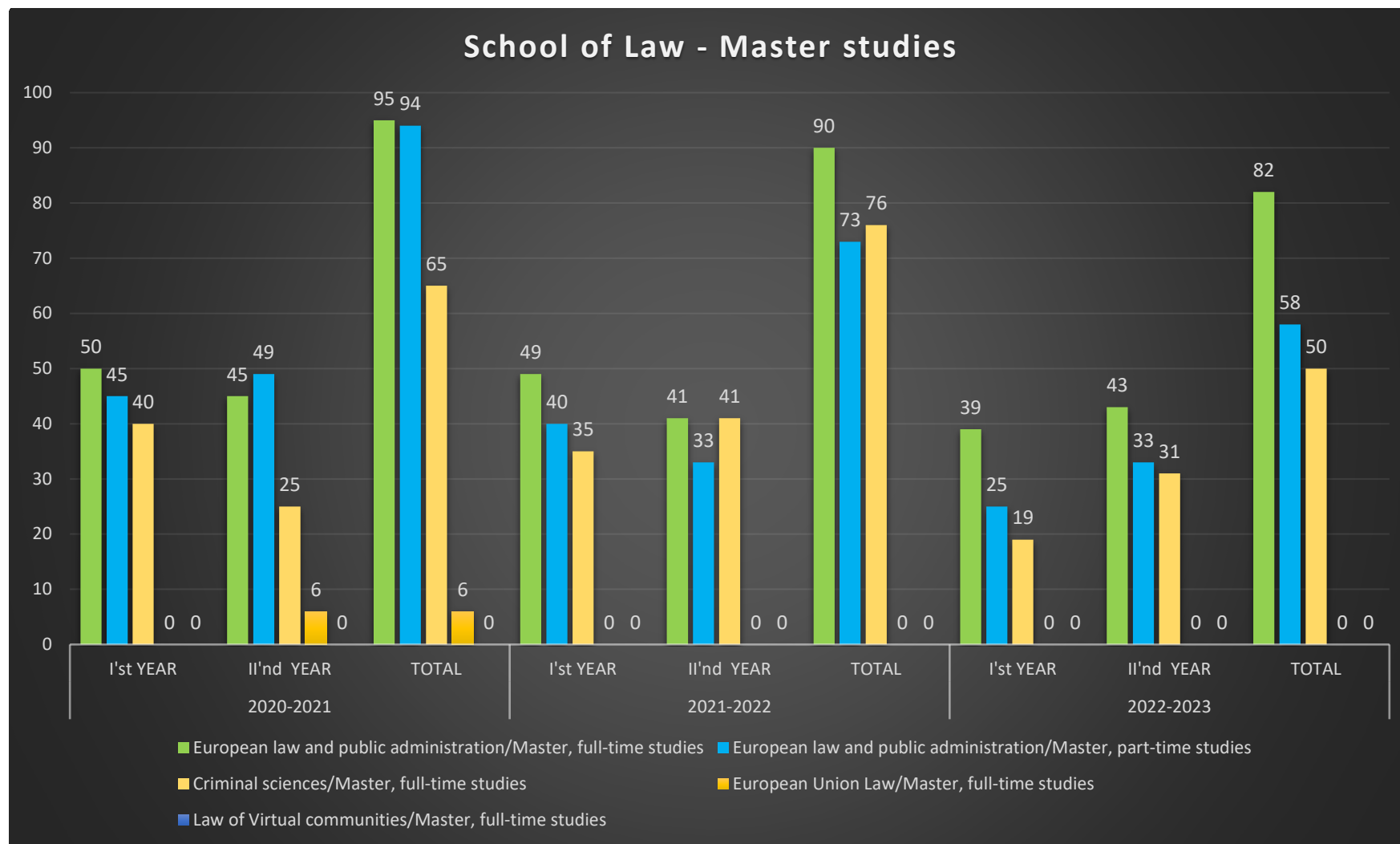


Chart no. 2: The number of students on each master degree program at the School of Law

SCHOOL OF ECONOMIC SCIENCES AND BUSINESS ADMINISTRATION

a. Bachelor studies

SPECIALIZATION	2020-2021				2021-2022				2022-2023			
	I'st YEAR	II'nd YEAR	III'rd YEAR	TOTAL	I'st YEAR	II'nd YEAR	III'rd YEAR	TOTAL	I'st YEAR	II'nd YEAR	III'rd YEAR	TOTAL
Finance and banking/Bachelor's, FT	14	10	15	<b>39</b>	15	7	10	<b>32</b>	26	15	7	<b>48</b>
Finanțe-Bănci/ Licență, la distanță	21	14	11	<b>46</b>	23	18	12	<b>53</b>	—	11	16	<b>27</b>
Economy of commerce, tourism and services/Bachelor's, FT	30	19	19	<b>68</b>	24	18	16	<b>58</b>	33	18	14	<b>65</b>
Economy of commerce, tourism and services/Bachelor's, DL	55	34	11	<b>100</b>	48	39	34	<b>121</b>	26	28	30	<b>84</b>
Accounting and administrative data processing/Bachelor's, FT	44	42	44	<b>130</b>	46	36	39	<b>121</b>	25	39	32	<b>96</b>

Accounting and administrative data processing/Bachelor's, part-time studies	60	57	47	<b>164</b>	73	47	55	<b>175</b>	48	64	43	<b>155</b>
---	----	----	----	------------	----	----	----	------------	----	----	----	------------

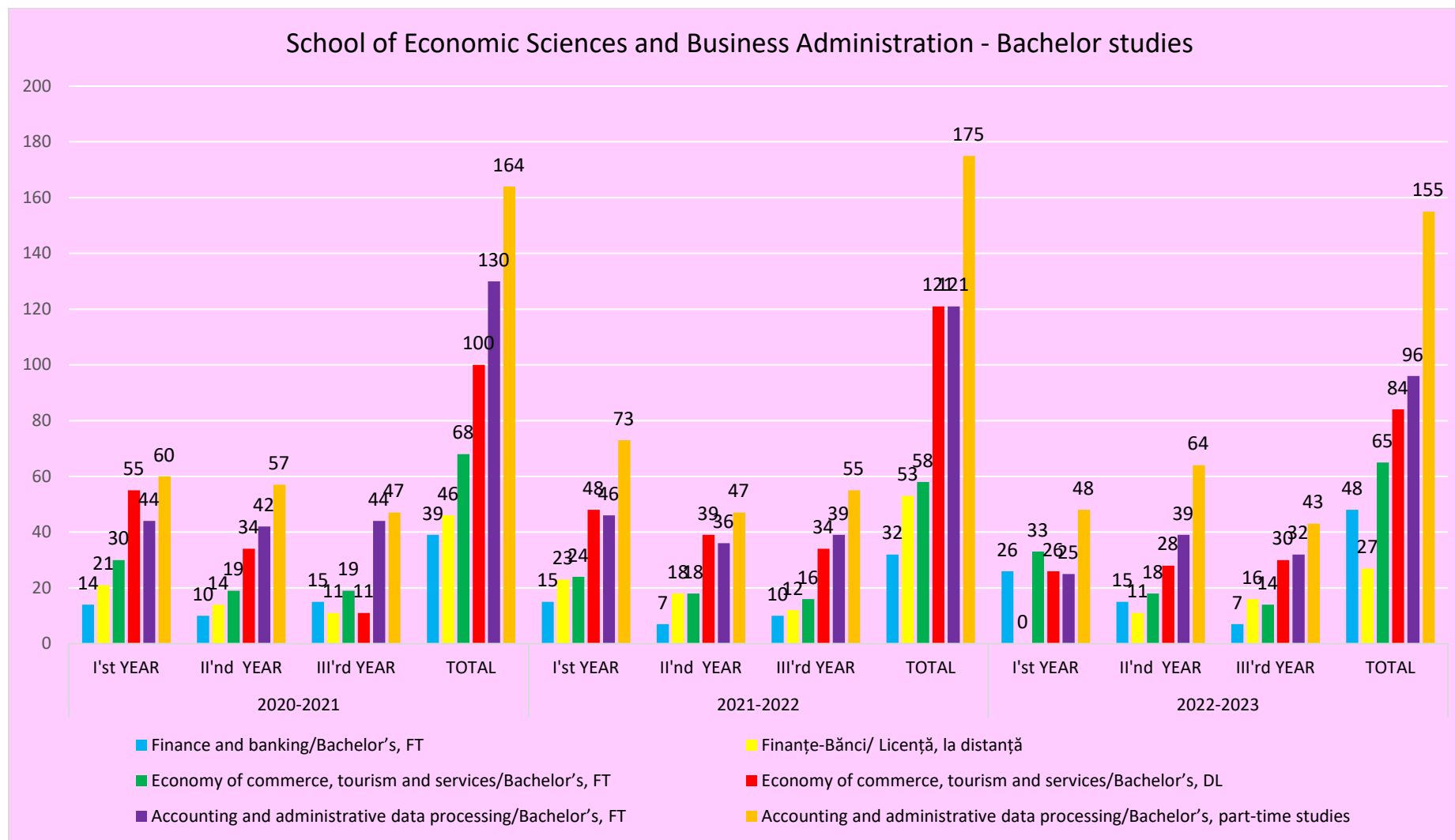


Chart no. 3: The number of students on each bachelor degree program at the School of Economical Sciences and Business Administration



b. Master studies

SPECIALIZATION	2020-2021			2021-2022			2022-2023		
	I'st YEAR	II'nd YEAR	TOTAL	I'st YEAR	II'nd YEAR	TOTAL	I'st YEAR	II'nd YEAR	TOTAL
Public and private audit and control/Master, FT	25	47	<b>72</b>	25	22	<b>47</b>	22	21	<b>43</b>
Public and private financial management/Master, FT	42	40	<b>82</b>	42	40	<b>82</b>	39	37	<b>76</b>
Management in Business, Commerce and Tourism/Master, FT	0	19	<b>19</b>	0	0	<b>0</b>	0	0	<b>0</b>
FINTECH/Master, full-time studies	–	–	–	–	–	–	0	0	<b>0</b>
Financial Management of Businesses in the European Space/ Master, full-time studies	14	0	<b>14</b>	0	11	<b>11</b>	–	–	–

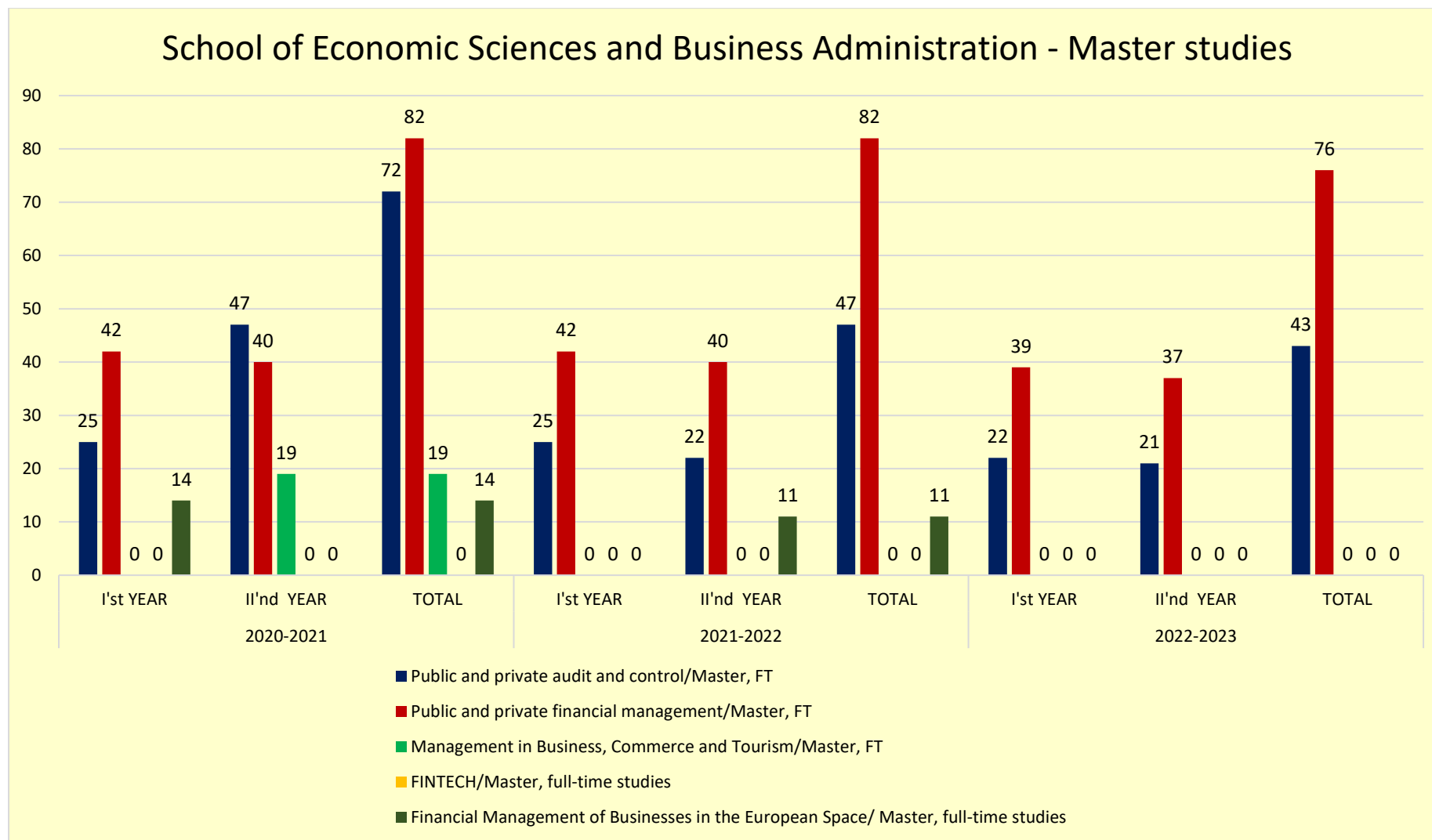


Chart no. 4: The number of students on each master degree program at the School of Economical Sciences and Business Administration

SCHOOL OF COMMUNICATION AND INTERNATIONAL RELATIONS

a. Bachelor studies

SPECIALIZATION	2020-2021				2021-2022				2022-2023			
	I'st YEAR	II'nd YEAR	III'rd YEAR	TOTAL	I'st YEAR	II'nd YEAR	III'rd YEAR	TOTAL	I'st YEAR	II'nd YEAR	III'rd YEAR	TOTAL
Communication and public relations/Bachelor's, FT	74	52	44	<b>170</b>	60	58	52	<b>170</b>	57	45	47	<b>149</b>
Communication and public relations/Bachelor's, DL	75	46	40	<b>161</b>	74	59	43	<b>176</b>	55	65	52	<b>172</b>
International Relations and European Studies/Bachelor's, FT	30	26	20	<b>76</b>	30	26	25	<b>81</b>	36	23	19	<b>78</b>
International Relations and European Studies/Bachelor's, DL	50	15	12	<b>77</b>	44	27	13	<b>84</b>	24	31	23	<b>78</b>

Digital Media//Bachelor's, FT	–	–	–	–	0	0	0	<b>0</b>	19	–	–	<b>19</b>
-------------------------------------	---	---	---	---	---	---	---	----------	----	---	---	-----------

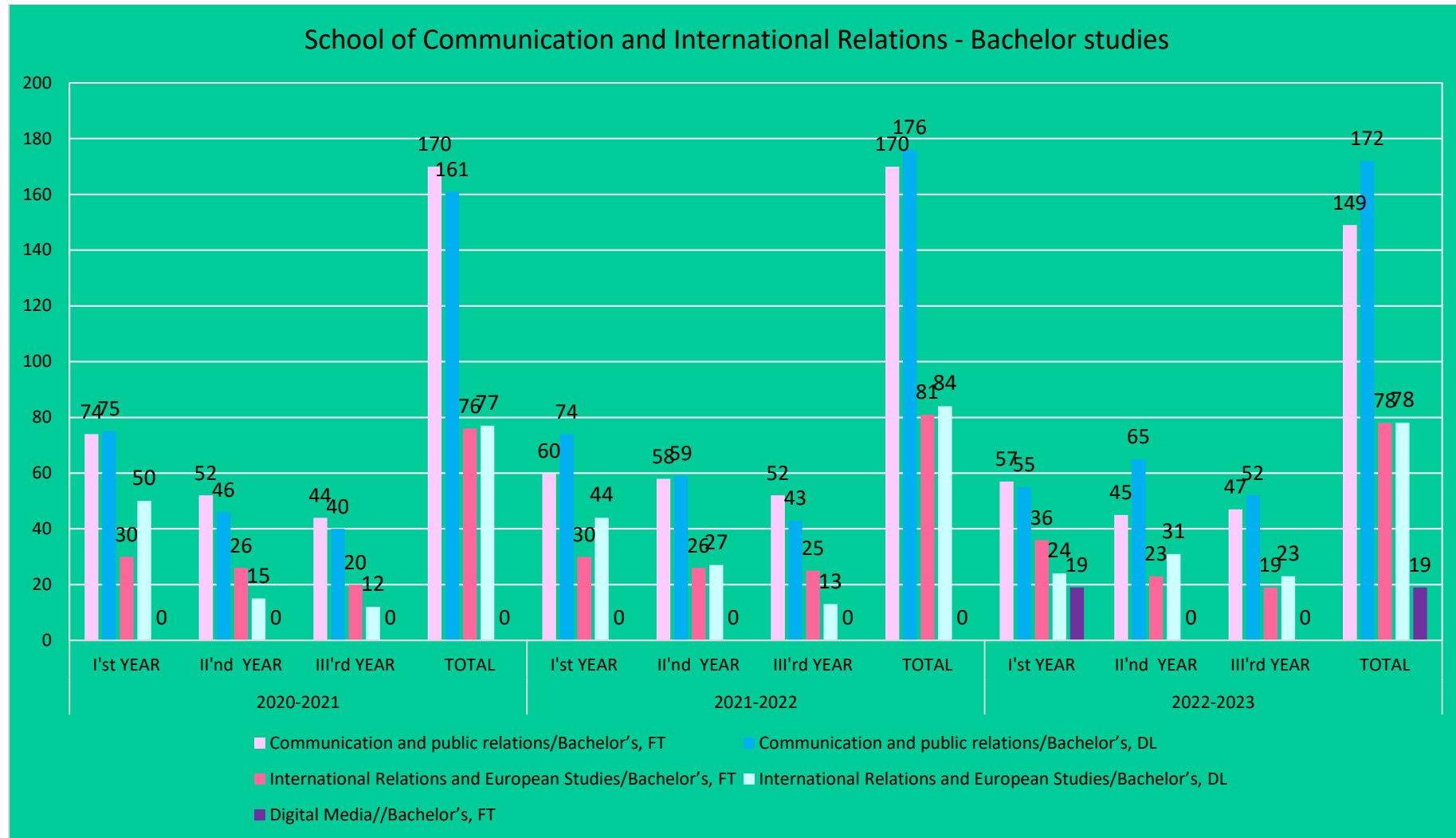


Chart no. 5: The number of students on each bachelor degree program at the School of Communication and International Relations

b. Master studies

SPECIALIZATION	2020-2021			2021-2022			2022-2023		
	I'st YEAR	II'nd YEAR	TOTAL	I'st YEAR	II'nd YEAR	TOTAL	I'st YEAR	II'nd YEAR	TOTAL
International economics and business /Master, FT	26	21	<b>47</b>	17	21	<b>38</b>	22	10	<b>32</b>
Security management in international relations/Master, FT	25	23	<b>48</b>	19	21	<b>40</b>	25	16	<b>41</b>

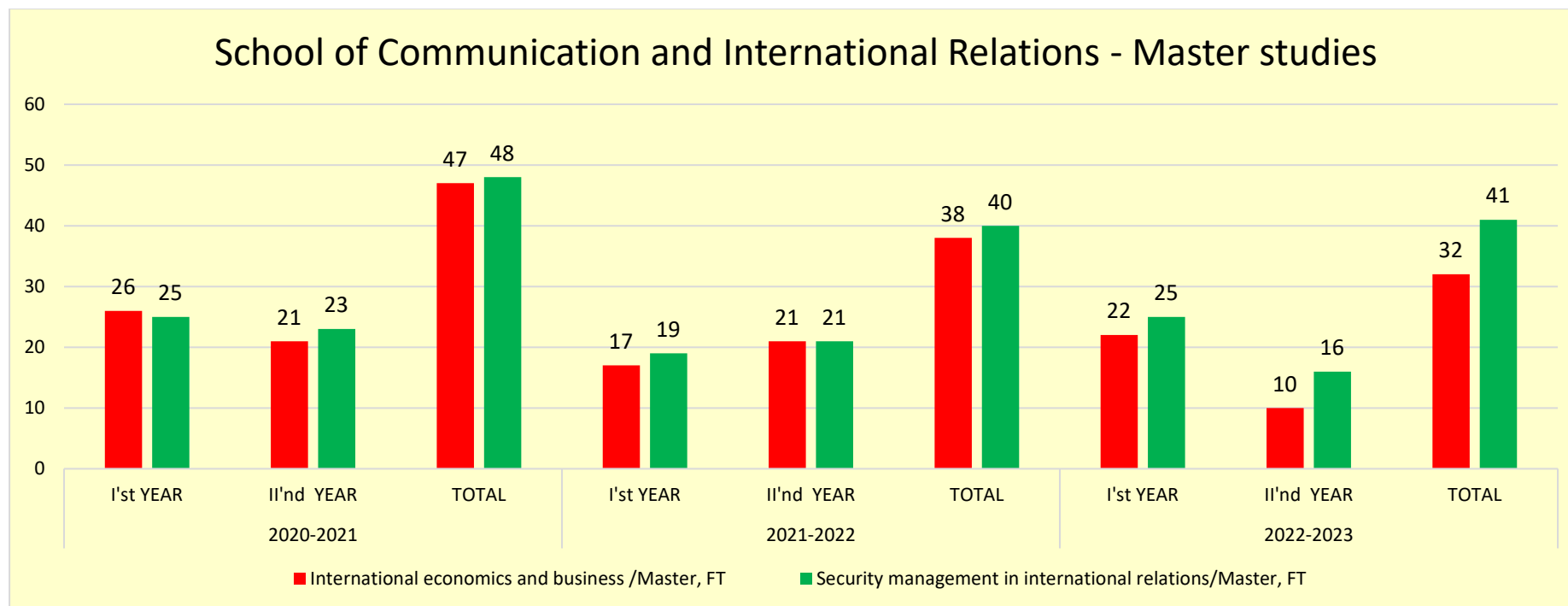


Chart no. 6: The number of students on each master degree program at the School of Communication and International Relations

**SCHOOL OF BEHAVIORAL AND APPLIED SCIENCES**

SPECIALIZATION	2020-2021				2021-2022				2022-2023			
	I'st YEAR	II'nd YEAR	III'rd YEAR	TOTAL	I'st YEAR	II'nd YEAR	III'rd YEAR	TOTAL	I'st YEAR	II'nd YEAR	III'rd YEAR	TOTAL
Informatics/Bachelor's, FT	21	–	–	<b>21</b>	22	14	–	<b>36</b>	30	11	12	<b>53</b>
Psychology/Bachelor's, FT	50	47	40	<b>137</b>	50	46	47	<b>143</b>	50	46	43	<b>139</b>

Social Assistance/Bachelor's, FT	–	–	–	–	–	–	–	–	50	–	–	50
----------------------------------	---	---	---	---	---	---	---	---	----	---	---	----

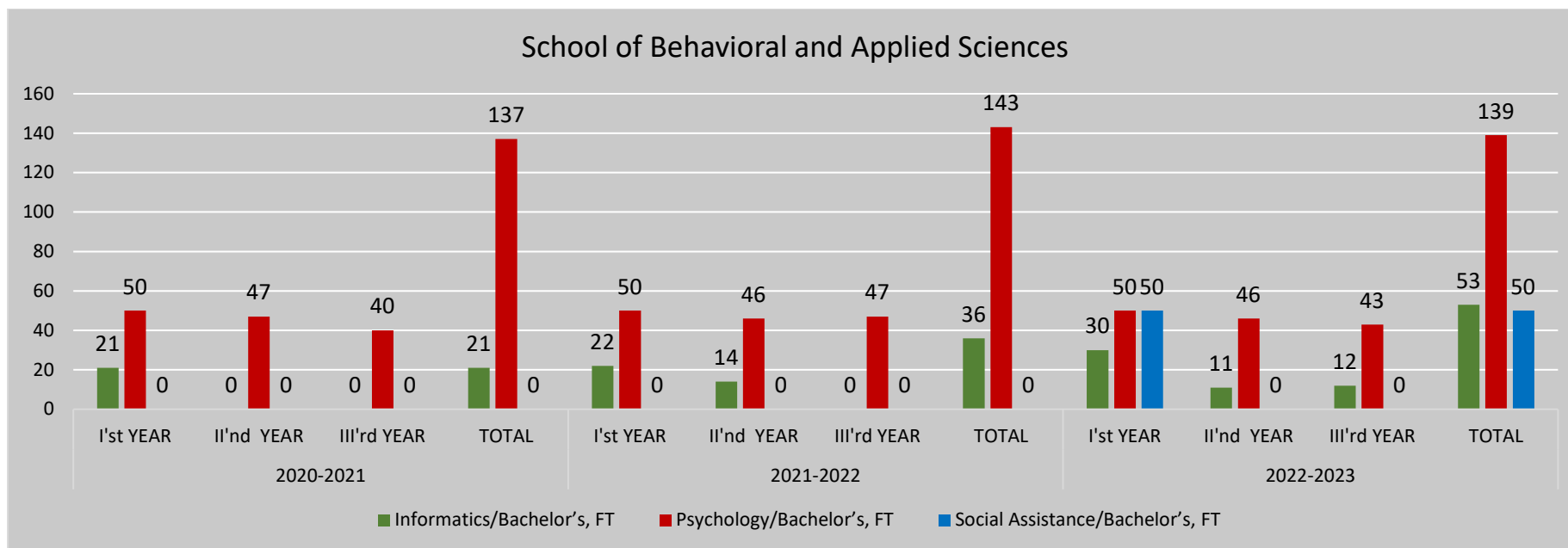


Chart no. 7: The number of students on each bachelor degree program at the School of Behavioral and Applied Sciences

#### DANUBIUS COLLEGE

SPECIALIZATION	2020-2021	2021-2022	2022-2023
----------------	-----------	-----------	-----------



	I'st YEAR	II'nd YEAR	TOTAL	I'st YEAR	II'nd YEAR	TOTAL	I'st YEAR	II'nd YEAR	TOTAL
Analyst Programmer/College, FT	56	–	<b>56</b>	17	24	<b>41</b>	16	17	<b>33</b>
Local area network and communications administrator/College, FT	56	–	<b>56</b>	15	53	<b>68</b>	20	15	<b>35</b>
Cameraman-Photojournalist /College, FT	28	15	<b>43</b>	15	26	<b>41</b>	0	14	<b>14</b>

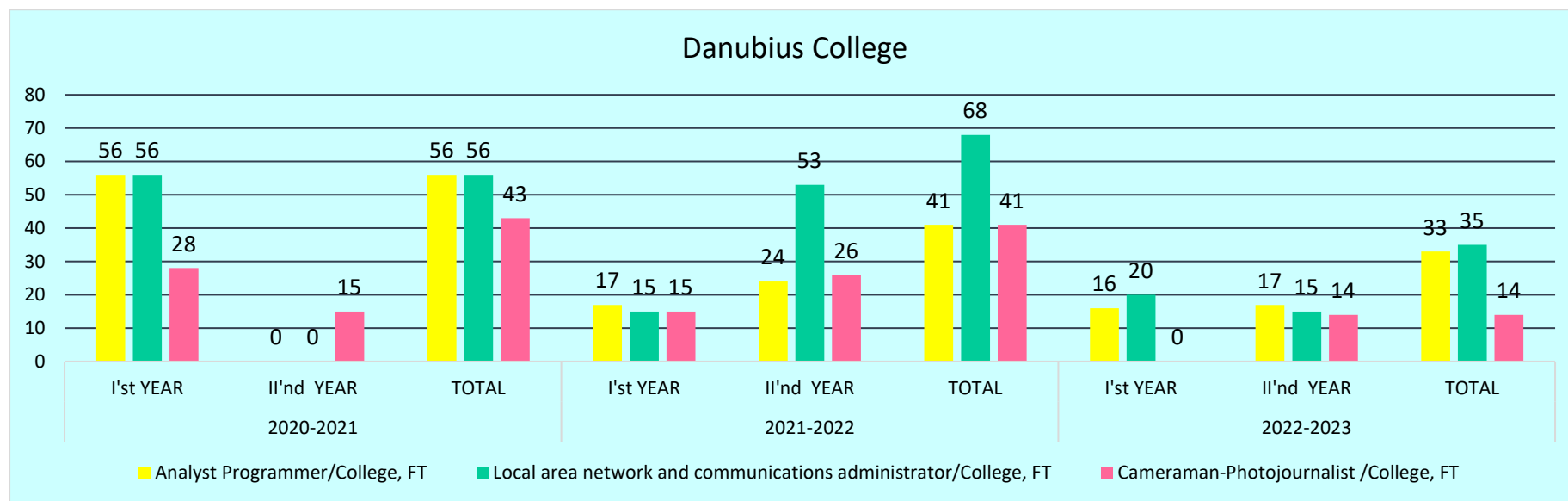


Chart no. 8: The number of students on each program at Danubius College

TEACHER TRAINING DEPARTMENT

SPECIALIZATION	2020-2021					2021-2022					2022-2023				
	I <sup>st</sup> YEA R	II <sup>nd</sup> YEA R	III <sup>rd</sup> YEA R	IV <sup>th</sup> YEA R	TOTA L	I <sup>st</sup> YEA R	II <sup>nd</sup> YEA R	III <sup>rd</sup> YEA R	IV <sup>th</sup> YEA R	TOTA L	I <sup>st</sup> YEA R	II <sup>nd</sup> YEA R	III <sup>rd</sup> YEA R	IV <sup>th</sup> YEA R	TOTA L
Level 1 – /Undergraduated - Bachelor, full- time studies, 1-3 years	25	6	–	–	<b>31</b>	43	22	8	–	<b>73</b>	38	39	15	–	<b>92</b>
Level 1 – /Undergraduated - Bachelor, full- time studies, 1-4 years	4	4	–	–	<b>8</b>	11	3	4	–	<b>18</b>	6	6	3	4	<b>19</b>
Level 2 – /Undergraduated - Master, full-time studies, 1.5 years	1	–	–	–	<b>1</b>	1	–	–	–	<b>1</b>	0	0	0	0	<b>0</b>
Level 2 – /Undergraduated - Master, full-time studies, 2 years	3	–	–	–	<b>3</b>	5	–	–	–	<b>5</b>	0	0	0	0	<b>0</b>
Level 1 – /Postgraduated -	67	–	–	–	<b>67</b>	54	–	–	–	<b>54</b>	81	–	–	–	<b>81</b>

Bachelor, full-time studies															
Level 2 – /Postgraduated - Master, full-time studies	26	–	–	–	<b>26</b>	19	–	–	–	<b>19</b>	5	–	–	–	<b>5</b>

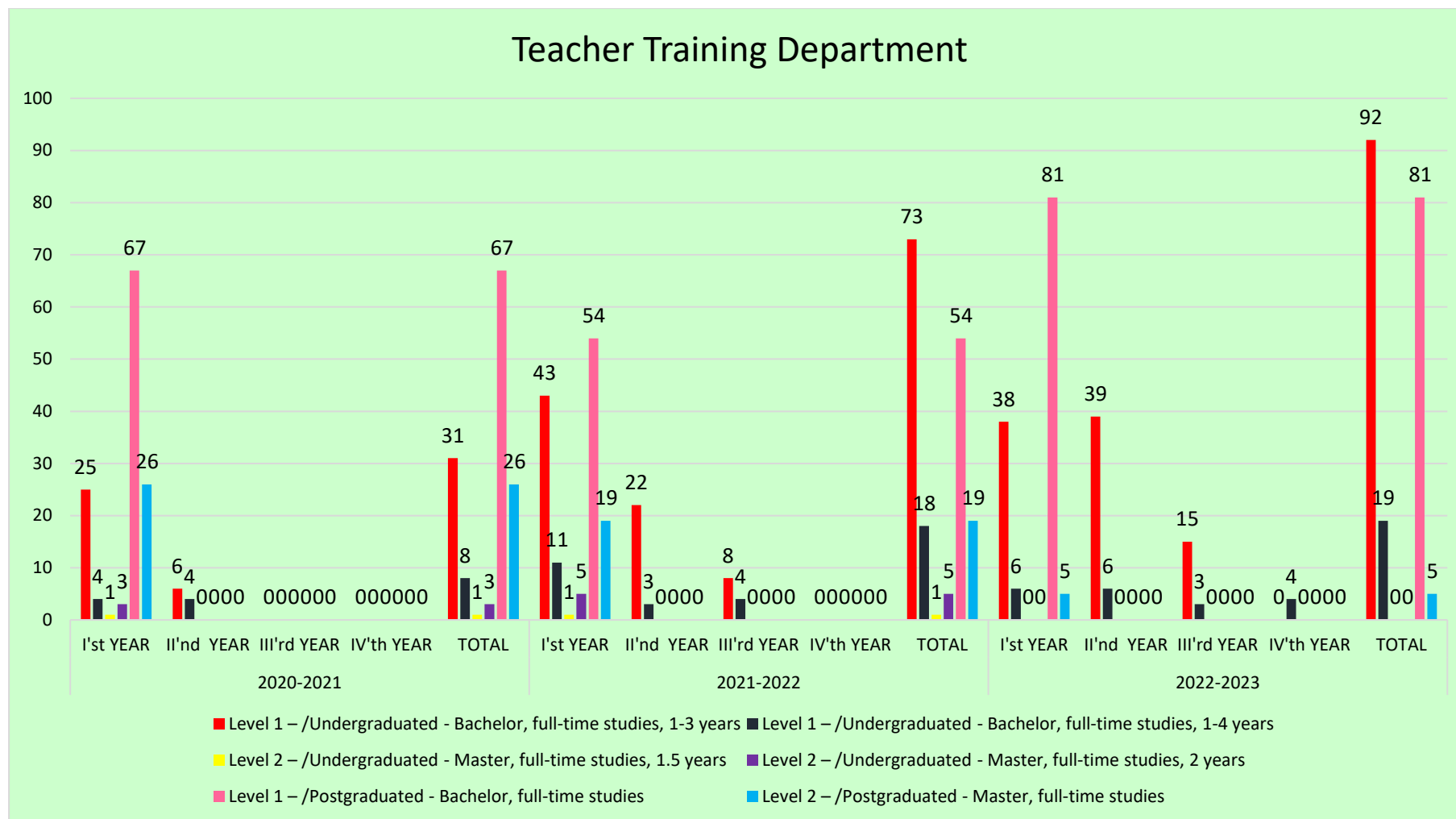


Chart no. 9: The number of students on each program at Teacher Training Department

CONVERSION PROGRAMS

SPECIALIZATION	2021-2022			2021-2022			2022-2023		
	I <sup>st</sup> YEAR	II <sup>nd</sup> YEAR	TOTAL	I <sup>st</sup> YEAR	II <sup>nd</sup> YEAR	TOTAL	I <sup>st</sup> YEAR	II <sup>nd</sup> YEAR	TOTAL
Conversion School of Law	0	0	<b>0</b>	0	0	<b>0</b>	41	0	<b>41</b>
Conversion School of Economics and Business Administration	0	0	<b>0</b>	0	0	<b>0</b>	73	0	<b>73</b>
School of Behavioral and Applied Sciences	0	0	<b>0</b>	0	0	<b>0</b>	0	0	<b>0</b>

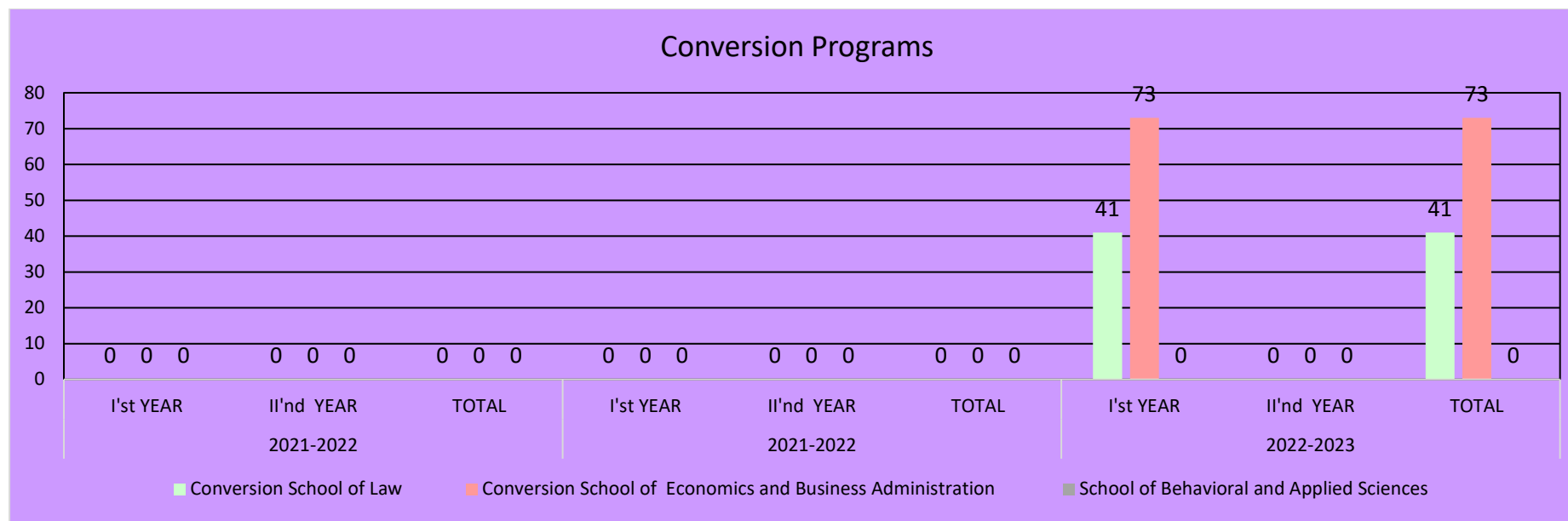


Chart no. 10: The number of students on each program at Conversion Programs

## 2.2. The programs developed by the Center of Lifelong Learning

The **Lifelong Learning and Technological Information department** is the unit that ensures knowledge production, transmission, and valorization in various specialized fields. Its primary role is to identify and organize short-term continuous training activities, both formally and informally.

As a provider of professional training, this department collaborates with all the faculties and entities of Danubius University to authorize, organize, and promote training programs that meet the current requirements of civil society, like professional conversion/reconversion, specialization, professional development courses, workshops, etc.

Currently, the department has in its portfolio:

- Formal courses<sup>1</sup> authorized by the National Qualifications Agency,
- Short informal courses<sup>2</sup>,
- Courses developed in partnership with a participation fee,
- Courses for internal staff training,
- Free partnership courses.

During the **2022-2023 academic year**, the following training activities were carried out within this department:

Training type	Training name	Training period
Formal	Entrepreneurship	21 July - 10 august 2023
Developed in partnership with a participation fee	Increasing psychological comfort by getting out of ambivalence	17 March 2023
	Identifying and deactivating dysfunctional emotional buttons	8 April 2023
Short informal courses	SAGA software program usage training	25 March- 26 March 2023
	Social Media Account Manager	28 March- 5 April 2023
	Improving English language skills	23 November 2022- 11 February 2023
	Improving Spanish language skills	7 December 2022- 10 February 2023
	Improving Romanian language skills	15 June- 28 June 2023
Free partnership courses.	Vocational training seminar SmartFIN@ISF	2 March 2023

<sup>1</sup> Authorized by the National Qualifications Agency (ANC), a certificate issued by the Ministry of National Education is offered.

<sup>2</sup> It is carried out only under the auspices of the Danubius University from Galati (UDG), and a diploma of participation is issued.

Courses for internal staff training	UDG staff internal training (register department)	24 April- 25 April 2023
-------------------------------------	---	-------------------------

### 2.3. The status of the authorization/accreditation of the study programs, academic year 2022 - 2023

**School of Law – 3 undergraduate programs (1\_IF, 1\_IFR, 1\_ID); 3 master programs (2\_IF, 1\_IFR)**

Domain	Specialization and level of studies	Form of education	Number of credits	Number of students approved by ARACIS at the last evaluation	Authorized/ Accredited	Qualification ARACIS	Official operating document	Report ARACIS no./date	Validity of ARACIS approval - 5 years from the date of the meeting of the ARACIS Council approving the Report
Law	Law - bachelor's degree	FT	240	200	Accredited	Trust	GD no. 650/2023	6714/18.11.2019	19.02.2025
Law	Law - bachelor's degree	DL	240	100	Accredited	Trust	GD no. 650/2023	4420/29.06.2023	29.06.2028
Law	Law - bachelor's degree	PT	240	90	Accredited	Trust	GD no. 650/2023	794/22.12.2022	22.12.2027
Law	European Union law - master's degree	FT	90	two hundred	Accredited	Trust	GD no. 651/2023	4858/18.07.2019	27.05.2024
	Law and European Public Administration - master's degree	FT	90						
	Law and European Public Administration - master's degree	PT	90						

**School of Economic Sciences – 6 undergraduate programs (3\_IF, 1\_FR, 2\_ID); 4 master programs (4\_IF)**

Domain	Specialization and level of studies	Form of education	Number of credits	Number of students approved by ARACIS at the last evaluation	Authorized/ Accredited	Qualification ARACIS	Official operating document	Report ARACIS no./date	Validity of ARACIS approval - 5 years from the date of the meeting of the ARACIS Council approving the Report
Finance	Finance and banking - bachelor's degree	FT	180	50	Accredited	Trust	GD no. 650/2023	6003/07.10.2019	25.07.2024
Finance	Finance and banking - bachelor's degree	DL	180	0	Accredited	Trust	GD no. 433/2022	1355/15.03.2017	Works in liquidation
Business administration	Economics of trade, tourism and services - bachelor's degree	FT	180	50	Accredited	Trust	GD no. 650/2023	2585/27.04.2023	27.04.2028



Domain	Specialization and level of studies	Form of education	Number of credits	Number of students approved by ARACIS at the last evaluation	Authorized/Accredited	Qualification ARACIS	Official operating document	Report ARACIS no./date	Validity of ARACIS approval - 5 years from the date of the meeting of the ARACIS Council approving the Report
Business administration	Economics of Trade, Tourism and Services - bachelor's degree	DL	180	50	Accredited	Trust	GD no. 650/2023	4219/29.06.2023	26.06.2028
Accountancy	Accounting and management informatics - bachelor's degree	FT	180	50	Accredited	Trust	GD no. 650/2023	4622/11.08.2022	11.08.2027
Accountancy	Accounting and management informatics - bachelor's degree	PT	180	75	Accredited	Trust	GD no. 650/2023	793/22.12.2022	22.12.2027
Finance	Public and Private Financial Management - master's degree	FT	120	100	Accredited	Trust	GD no. 651/2023	4859/18.07.2019	27.05.2024
	Finance and Digital Technology (FINTECH) - master's degree	FT							
Accountancy	Public and private audit and control - master's degree	FT	120	50	Accredited	Trust	GD no. 651/2023	4857/18.07.2019	27.05.2024
Business administration	Business management in trade and tourism master's degree	FT	120	25	Accredited	Trust	GD no. 651/2023	2589/27.04.2023	27.05.2024

**School of Communication and International Relations – 5 undergraduate programs (3\_IF, 2\_ID);  
2 master programs (2\_IF)**

Domain	Specialization and level of studies	Form of education	Number of credits	Number of students approved by ARACIS at the last evaluation	Authorized/Accredited	Qualification ARACIS	Official operating document	Report ARACIS no./date	Validity of ARACIS approval - 5 years from the date of the meeting of the ARACIS Council approving the Report
Communication science	Communication and Public Relations – bachelor's degree	FT	180	75	Accredited	Trust	GD no. 650/2023	808/22.12.2022	22.12.2027
Communication science	Communication and Public Relations – bachelor's degree	DL	180	75	Accredited	Trust	GD no. 650/2023	3711/29.06.2022	29.06.2027
Communication Sciences	Digital Media – bachelor's degree	FT	180	50	Authorized	Trust	GD no. 650/2023	737/09.02.2022	02/09/2027
International Relations and European Studies	International Relations and European Studies - bachelor's degree	FT	180	50	Accredited	Trust	GD no. 650/2023	6714/18.11.2019	18.11.2024
International Relations and European Studies	International Relations and European Studies - bachelor's degree	DL	180	50	Accredited	Trust	GD no. 650/2023	3711/29.06.2022	29.06.2027

*Danubius University - State of the University Report - 2022-2023 Academic Year*

Business Administration, Communication Sciences (interdisciplinary)	International business and economics ( interdisciplinary with the field: Communication Sciences) - master's degree	FT	120	100	Accredited	Trust	GD no. 651/2023	6048/07.10.2019	07.10.2024
International Relations and European Studies	Security Management in International Relations - Master's Degree	FT	120	50	Accredited	Trust	GD no. 651/2023	4714/02.08.2018	28.06.2023 The file was sent to ARACIS in due time; the evaluation committee did not come

**School of Behavioral and Applied Sciences - 3 undergraduate programs (3\_IF)**

domain	Specialization and level of studies	Form of education	Number of credits	Number of students approved by ARACIS at the last evaluation	Authorized/ Accredited	Qualification on ARACIS	Official operating document	Report ARACISE no./date	Validity of ARACIS approval - 5 years from the date of the meeting of the ARACIS Council approving the Report
Psychology	Psychology - bachelor's degree	FT	180	50	Accredited	Trust	GD no. 650/2023	678/06.02.2023	25.11.2027
Psychology	Social Work - bachelor's degree	FT	180	50	Authorized	Trust	GD no. 650/2023	736/09.02.2022	02/09/2027
Informatics	Informatics - bachelor's degree	FT	180	30	Authorized	Trust	GD no. 650/2023	7053/09.12.2019	30.06.2025

**Teacher Training Department**

Specialization and level of studies	Form of education	Number of credits	Number of students approved by ARACIS at the last evaluation	Authorized/ Accredited	Qualification ARACIS	Official operating document	Report RQA/AHE no./date	Validity of ARACIS approval + 5 years from the date of the meeting of the ARACIS Council approving the Report
The psycho-pedagogical training program in order to certify the skills for the teaching profession	FT	60	60	Accredited	Trust	MEN order no. 5191/18.09.2019	4862/18.07.2019	27.05.2024

**"Danubius" non-university tertiary college**

Field/Professional qualification	Form of education	Number of classes/ students	Number of students approved by ARACIP	Authorized/ Accredited	ARACIP qualification	Official operating document	Report ARACIP no./date	Validity of ARACIP approval
----------------------------------	-------------------	-----------------------------	---------------------------------------	------------------------	----------------------	-----------------------------	------------------------	-----------------------------

Media production/ Cameraman- photojournalist	FT	1/28	28	Accredited	Trust	Order MEC 5851/ 29.08.2023	Decision no. 07/ 13.06.2023	29.08.2028
Informatics/ Programmer Analyst	FT	2/28	56	Accredited	Trust	Order MEC 5851/ 29.08.2023	Decision no. 07/ 13.06.2023	29.08.2028
Informatics Administrator of local networks and communication	FT	2/28	56	Accredited	Trust	Order MEC 5851/ 29.08.2023	Decision no. 07/ 13.06.2023	29.08.2028

### **3. THE RESULTS OF THE RESEARCH ACTIVITIES**

	<b>2016-2017</b>	<b>2017-2018</b>	<b>2018-2019</b>	<b>2019-2020</b>	<b>2020-2021</b>	<b>2021-2022</b>	<b>2022-2023</b>
<b>Papers in „ISI” journals</b>	4	2	2	3	5	5	24
<b>„ISI” proceedings</b>	1	3	-	-	1	-	1
<b>Papers in other internationally indexed journals</b>	49	54	55	69	51	42	58
<b>International conferences participation – abroad</b>	5	2	1	2	3	3	7
<b>International conferences participation – national</b>	32	32	50	61	64	53	63
<b>Other published papers</b>	10	19	24	7	3	17	23
<b>Books/chapters</b>	35	14	54	18	9	21	22
<b>Conference participation and papers published – students</b>				10	27	11	20

## 4. HUMAN RESOURCES ASPECTS

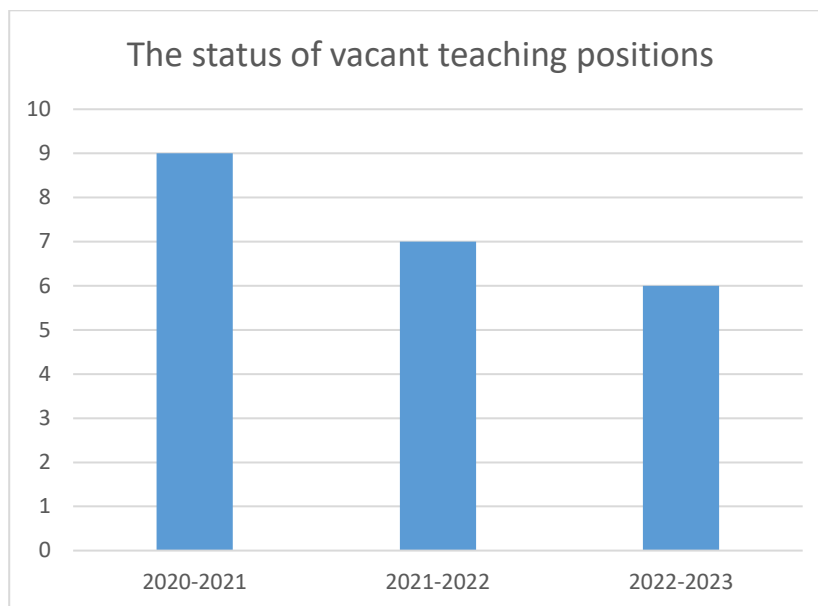
### 4.1. The status of vacancies (comparative tables and charts for the past 3 academic years: 2020-2021 vs. 2021-2022 vs. 2022-2023)

#### STATUS OF VACANCIES - TEACHING STAFF

Nr.crt.	Job title	Job position in the Academic List	Faculty	University year/Semester
1	University lecturer	27	Law	2020/2021/I
2	University assistant	33	Law	2020/2021/I
3	Associate professor	14	Communication and public relations	2020/2021/I
4	Associate professor	15	Communication and public relations	2020/2021/I
5	University lecturer	32	Communication and public relations	2020/2021/I
6	University lecturer	33	Communication and public relations	2020/2021/I
7	University assistant	40	Communication and public relations	2020/2021/I
8	Associate professor	2	Applied and Behavioural Sciences	2020/2021/I
9	University lecturer	3	Applied and Behavioural Sciences	2020/2021/I
<b>Total positions</b>				<b>9</b>
1	University professor	5	Law	2021/2022/II
2	University lector	19	Law	2021/2022/II
3	University assistant	32	Law	2021/2022/II
4	University professor	2	Communication and public relations	2021/2022/II
5	University professor	3	Economics and Business Administration	2021/2022/II
6	University professor	4	Economics and Business Administration	2021/2022/II
7	Associate professor	4	Applied and Behavioural Sciences	2021/2022/II
<b>Total positions</b>				<b>7</b>
1	University professor	5	Law	2022/2023/II
2	University lector	19	Law	2022/2023/II
3	University assistant	32	Law	2022/2023/II
4	University professor	2	Communication and public relations	2022/2023/II
5	University professor	3	Economics and Business Administration	2022/2023/II
6	Associate professor	4	Applied and Behavioural Sciences	2022/2023/II
<b>Total positions</b>				<b>6</b>

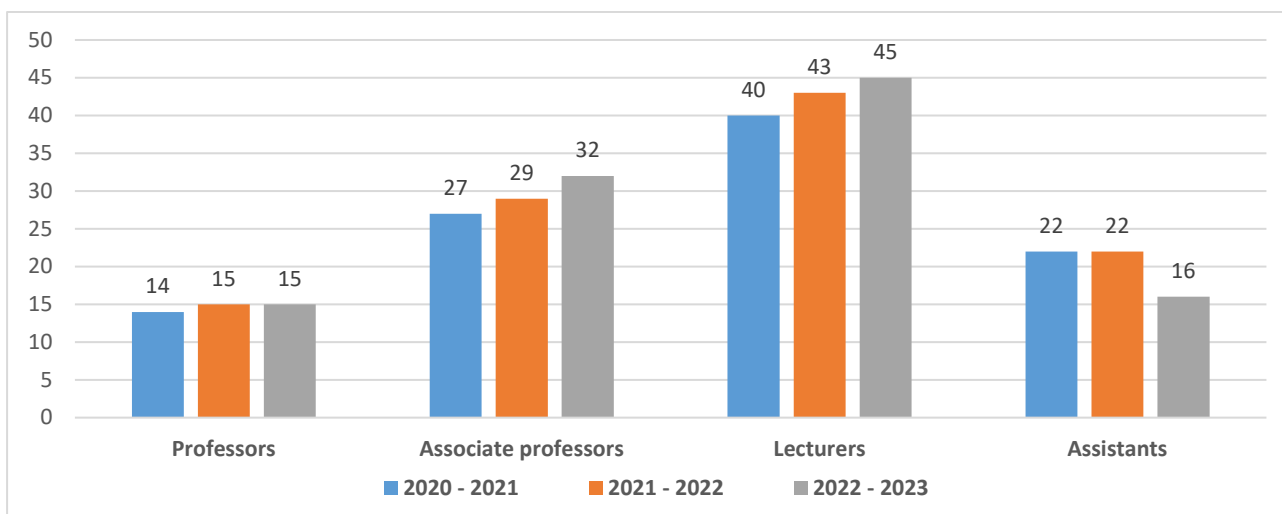
<b>TOTAL</b>	<b>22</b>
--------------	-----------

The status of vacant teaching positions		
2020-2021	2021-2022	2022-2023
9	7	6



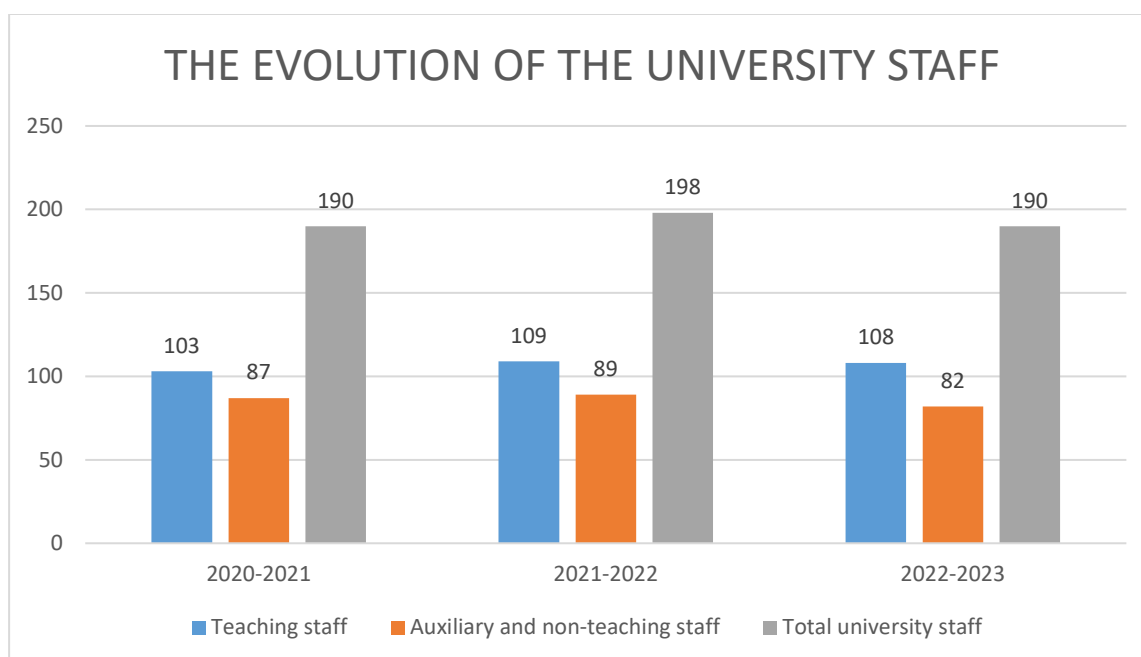
#### **DYNAMICS OF TEACHING STAFF AT UNIVERSITY LEVEL IN THE PERIOD 2020 -2023**

Academic year	Professors	Associate professors	Lecturers	Assistants	Total / year
2020 - 2021	14	27	40	22	103
2021 - 2022	15	29	43	22	109
2022 - 2023	15	32	45	16	108
Total / didactic rank	44	88	128	60	



#### 4.2. The status of the institution's staff (comparative tables and charts for the past 3 academic years: 2020-2021 vs. 2021-2022 vs. 2022-2023)

The status of the staff of the higher education institution			
	2020-2021	2021-2022	2022-2023
Teaching staff	103	109	108
Auxiliary and non-teaching staff	87	89	82
Total university staff	190	198	190



## 5. THE FINANCIAL STATE OF THE UNIVERSITY, BY FUNDING SOURCES AND TYPES OF EXPENDITURES

In this chapter we will present the financial state of “Danubius” University of Galati for the academic years: 2021-2022 and 2022-2023.

**Table 5.1. Revenue structure**

-RON-						
Income categories	Academic year 01.10.2021- 30.09.2022	% in total revenue	Academic year 01.10.2022- 30.09.2023	% in total revenue	Absolute variation 30.09.2023- 30.09.2022	Relative variation Increase or decrease variation (%)
<b>A. Total income</b>	<b>15.932.189,00</b>	<b>100</b>	<b>20.629.604,00</b>	<b>100</b>	<b>4.697.415,00</b>	<b>29,48</b>
<b>1. Basic activities of which:</b>	<b>13.617.835,00</b>	<b>85,47</b>	<b>18.506.529,00</b>	<b>89,71</b>	<b>4.888.694,00</b>	<b>35,90</b>
- Tax revenues	13.524.556,00	99,32	18.329.248,00	99,04	4.804.692,00	35,53
- Interest income	96,00	0,00	5.063,00	0,03	4.967,00	5.173,96
- Income from exchange rate differences	31.019,00	0,23	19.756,00	0,11	-11.263,00	-36,31
- Income from sponsorships	11.500,00	0,08	34.200,00	0,18	22.700,00	197,39
- Income from donations	1.595,00	0,01	10.492,00	0,06	8.897,00	0,00
- Other incomes	49.069,00	0,36	107.770,00	0,58	58.701,00	119,63
- Income from the sale of assets	0,00	0,00	0,00	0,00	0,00	0,00
<b>2. Income from projects</b>	<b>2.257.553,00</b>	<b>14,17</b>	<b>2.061.099,00</b>	<b>9,99</b>	<b>-196.454,00</b>	<b>-8,70</b>
<b>3. Income from economic activities</b>	<b>56.801,00</b>	<b>0,36</b>	<b>61.976,00</b>	<b>0,30</b>	<b>5.175,00</b>	<b>9,11</b>



**Table 5.2. Expenditure structure**

**-RON-**

Categories of expenses	Academic Year 01.10.2021 – 30.09.2022	% in total expenses	Academic Year 01.10.2022- 30.09.2023	% in total expenses	Absolute Variation 30.09.2023- 30.09.2022	Relative variation Increase or decrease variation (%)
<b>B. Total expenses</b>	<b>19.404.001,00</b>	<b>100</b>	<b>17.351.579,00</b>	<b>100</b>	<b>-2.052.422,00</b>	<b>-10,58</b>
<b>1. Basic activities of which:</b>	<b>17.146.448,00</b>	<b>88,37</b>	<b>15.290.480,00</b>	<b>88,12</b>	<b>-1.855.968,00</b>	<b>-10,82</b>
- Staff costs	13.512.883,00	78,81	12.427.688,00	81,28	-1.085.195,00	-8,03
- Material expenses	322.084,00	1,88	234.956,00	1,54	-87.128,00	-27,05
- Expenses for works and services performed by third parties	1.887.159,00	11,01	1.552.057,00	10,15	-335.102,00	-17,76
- Expenses with taxes and fees	168.949,00	1,25	197.575,00	1,29	28.626,00	16,94
- Other operating expenses	372.871,00	2,17	243.619,00	1,59	-129.252,00	-34,66
Financial expenses	446.691,00	2,61	292.412,00	1,91	-154.279,00	-34,54
- Capital expenditure	435.811,00	2,54	342.173,00	2,24	-93.638,00	-21,49
<b>2. Project expenses</b>	<b>2.257.553,00</b>	<b>11,63</b>	<b>2.061.099,00</b>	<b>11,88</b>	<b>-196.454,00</b>	<b>-8,70</b>
<b>3. Expenses of economic activities</b>	<b>0</b>	<b>0</b>	<b>0</b>	<b>0</b>	<b>0</b>	<b>0</b>

	01.10.2021-30.09.2022	01.10.2022-30.09.2023
<b>UDG- PROFIT / LOSS</b>	<b>-3.528.613,00</b>	<b>3.216.049,00</b>
<b>PROFIT / LOSS OF PROJECTS</b>	<b>0,00</b>	<b>0,00</b>
<b>ACTIV. EC. PROFIT / LOSS</b>	<b>56.801,00</b>	<b>61.976,00</b>
<b>TOTAL PROFIT / LOSS</b>	<b>-3.471.812,00</b>	<b>3.278.025,00</b>
<b>NO.STUDENTS bachelor's and master's degree</b>	<b>2.993,00</b>	<b>2.938,00</b>
<b>NO.STUDENTS-COLLEGE</b>	<b>180,00</b>	<b>82,00</b>
<b>NO.STUDENTS-DPPD</b>	<b>172,00</b>	<b>246,00</b>
<b>TOTAL NO. STUDENTS</b>	<b>3.345,00</b>	<b>3.266,00</b>
<b>TUITION FEE</b>	<b>4,600.00</b>	<b>5,100.00</b>

## **6. THE STATUS OF RESPECTING THE UNIVERSITY ETHICS AND THE ETHICS OF RESEARCH ACTIVITIES**

The University Ethics Committee carries out its activities in accordance with the provisions of the Law on Higher Education No. 199 of 4 July 2023. According to the new regulations of the current Higher Education Law, the following measures have been taken at the level of Danubius University for the establishment of the University Ethics Commission:

- the selection process of the members of the University Ethics Commission was started by the President of the Board of Directors by informing the whole university community;
- the requests of the teaching staff were analyzed by the university management;
- the Rector presented the proposals for the members of the University Ethics Commission to the Board of Directors and submitted them to the Senate for approval;
- endorsement of the proposals by the University Senate meeting and issuance of the decision on the composition of the committee;
- issuance of the decision endorsing the composition of the Ethics Committee;
- meeting of the Ethics Committee in its new composition at its first organizational meeting and election of the Research Ethics Subcommittee scheduled for 8/9 January 2024.

On 5 December 2023, the Rector's Decision No. 401 approved the structure and composition of the University Ethics Committee. After these steps have been completed, the first meeting of the University Ethics Committee will debate the draft Regulation on the organization and functioning of the Committee and submit proposals for the amendment and updating of the University's Code of Ethics and Academic Deontology and the Plan of Measures for the second semester of the academic year 2023-2024.

According to the Plan of measures for the academic year 2022-2023, approved by the Senate of the University, as in previous years, the activity of promoting good practices in university life has been carried out through information campaigns on issues of ethics and academic integrity based on the values of the Danubius University Code of Academic Ethics and by involving the Danubius Students' League Association, the Student Scientific Circles, in actions to prevent disciplinary misconduct and violation of ethical rules. The current Turnitin anti-plagiarism software has been adapted regarding the division of the services offered. All teaching staff have been informed of the new changes to the software.

In the academic year 2022 - 2023, as well as in the first semester of the academic year 2023 - 2024, there were no reports or complaints of violations of ethics and professional conduct.

## 7. THE PROFESSIONAL INSERTION OF THE GRADUATES FROM THE PREVIOUS COHORTS

### Comparative tables and charts for the past 3 cohorts: 2021 vs. 2022 vs. 2023

„Danubius” University of Galati community of graduates is more than 24856 graduates of undergraduate, master, college or postgraduate studies, whose degree of professional insertion on the labor market and educational path are supported and monitored by the university by all possible means.

The report on the insertion of Danubius University graduates on the labor market was made using internal procedures, combining data collected by using the following attached forms: Register of employed Bachelor's degree graduates (code: PO-39-F5), Register of employed Master's graduates (code: RG-39-F8), Nominal list for issuing the graduation certificate (code: PO-55-F1), Declaration of employed Bachelor's degree graduates (code: PO-55-F2), Declaration of employed Master graduates (code: PO-55 -F2), as well as by contacting graduates on phone number.

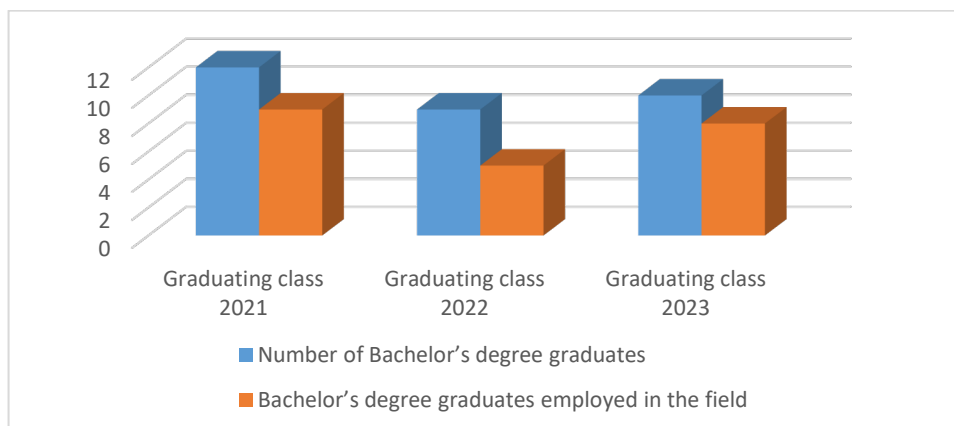
For the **Faculty of Economics, the undergraduate programs**, the situation of Bachelor's degree graduates who were employed within two years from the date of graduation, for the 2021-2023 graduating classes, with the mention that, for the 2022 and 2023 graduating classes, it has not been two years since graduation, you can see the tables and graphs below:

#### PROGRAM: ECONOMY OF TRADE, TOURISM AND SERVICES

##### FULL-TIME STUDIES

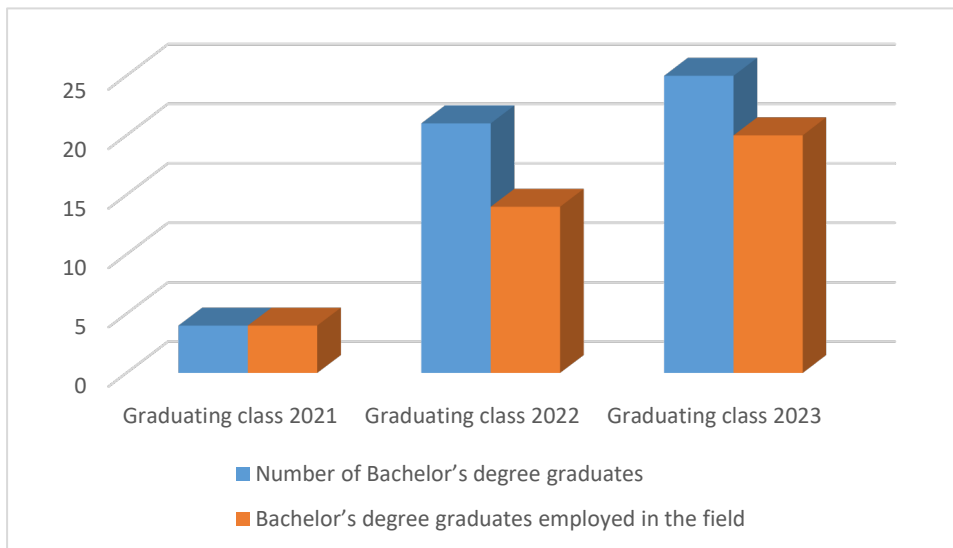
##### Duration studies: 3 years

Graduating class	Number of Bachelor's degree graduates	Bachelor's degree graduates employed in the field	
		Number	Percentage
Graduating class 2021	12	9	75%
Graduating class 2022	9	5	55,55%
Graduating class 2023	10	8	80%



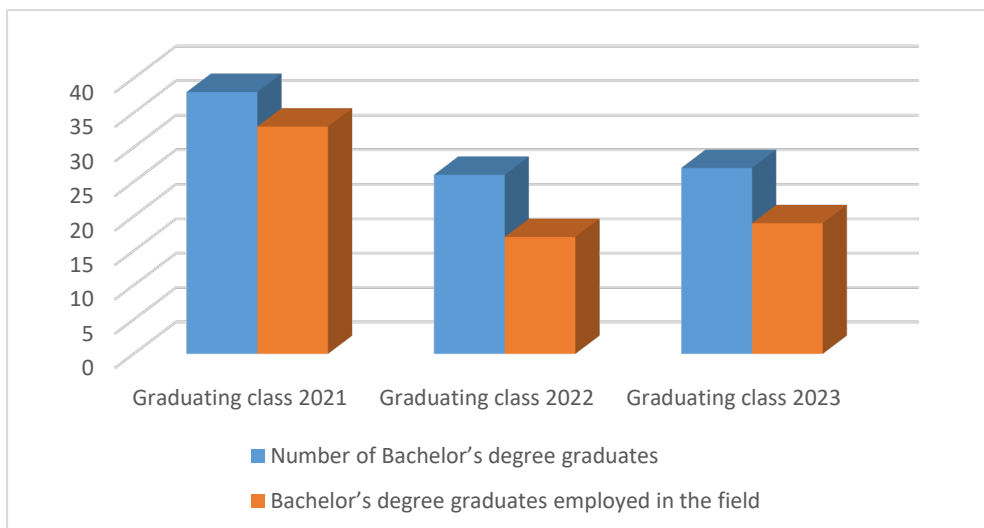
**PROGRAM: ECONOMY OF TRADE, TOURISM AND SERVICES**  
**DISTANCE LEARNING**  
**Duration studies: 3 years**

Graduating class	Number of Bachelor's degree graduates	Bachelor's degree graduates employed in the field	
		Number	Percentage
Graduating class 2021	4	4	100%
Graduating class 2022	21	14	66,66%
Graduating class 2023	25	20	80%



**PROGRAM: ACCOUNTING AND ADMINISTRATIVE DATA PROCESSING**  
**FULL-TIME STUDIES**  
**Duration studies: 3 years**

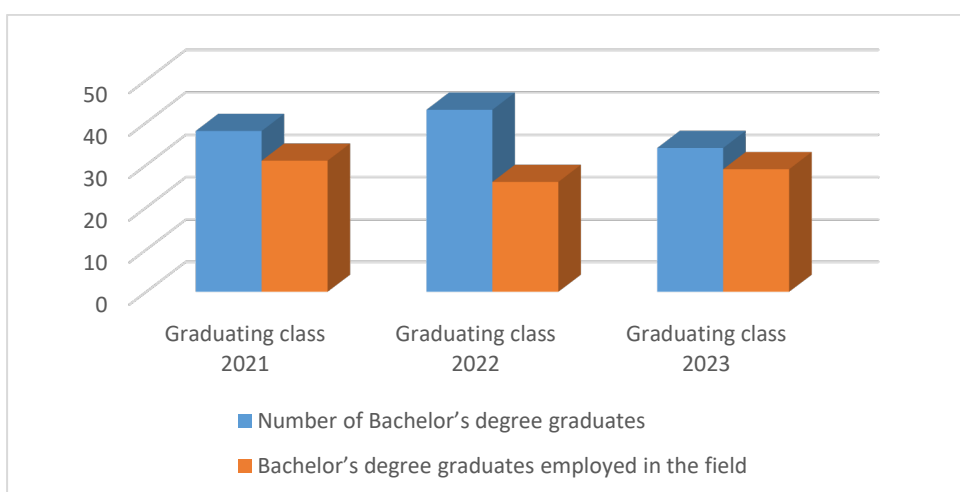
Graduating class	Number of Bachelor's degree graduates	Bachelor's degree graduates employed in the field	
		Number	Percentage
Graduating class 2021	38	33	86,84%
Graduating class 2022	26	17	65,38%
Graduating class 2023	27	19	70,37%



**PROGRAM: ACCOUNTING AND ADMINISTRATIVE DATA PROCESSING  
PART-TIME STUDIES**

**Duration studies: 3 years**

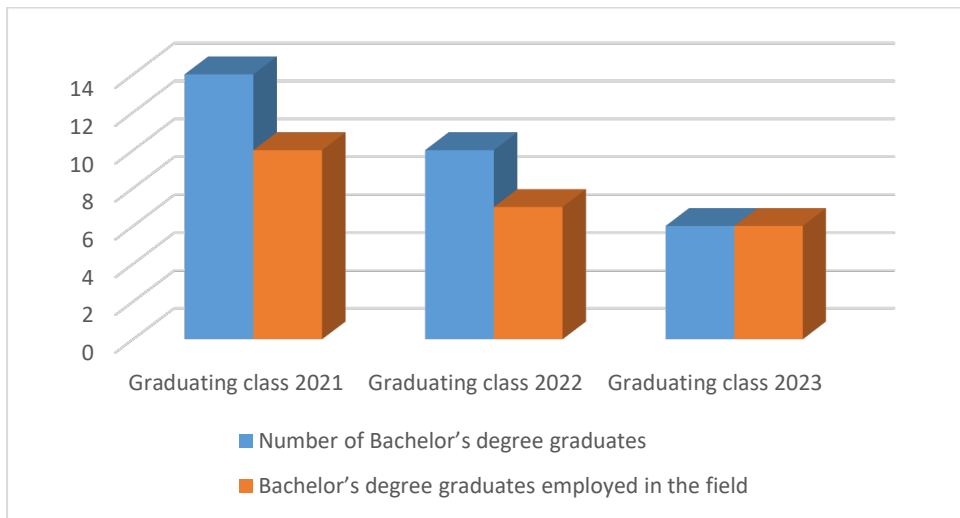
Graduating class	Number of Bachelor's degree graduates	Bachelor's degree graduates employed in the field	
		Number	Percentage
Graduating class 2021	38	31	81,57%
Graduating class 2022	43	26	60,46%
Graduating class 2023	34	29	85,29%



**PROGRAM: FINANCE AND BANKING FULL-TIME STUDIES**

**Duration studies: 3 years**

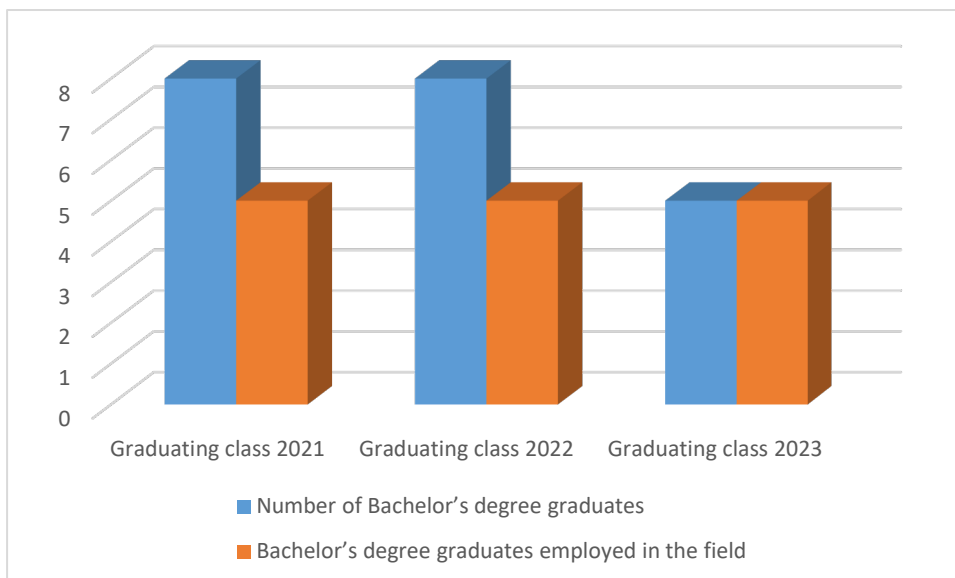
Graduating class	Number of Bachelor's degree graduates	Bachelor's degree graduates employed in the field	
		Number	Percentage
Graduating class 2021	14	10	71,42%
Graduating class 2022	10	7	60,46%
Graduating class 2023	6	6	100%



**PROGRAM: FINANCE AND BANKING DISTANCE LEARNING**

**Duration studies: 3 years**

Graduating class	Number of Bachelor's degree graduates	Bachelor's degree graduates employed in the field	
		Number	Percentage
Graduating class 2021	8	5	62,50%
Graduating class 2022	8	5	62,50%
Graduating class 2023	5	5	100%

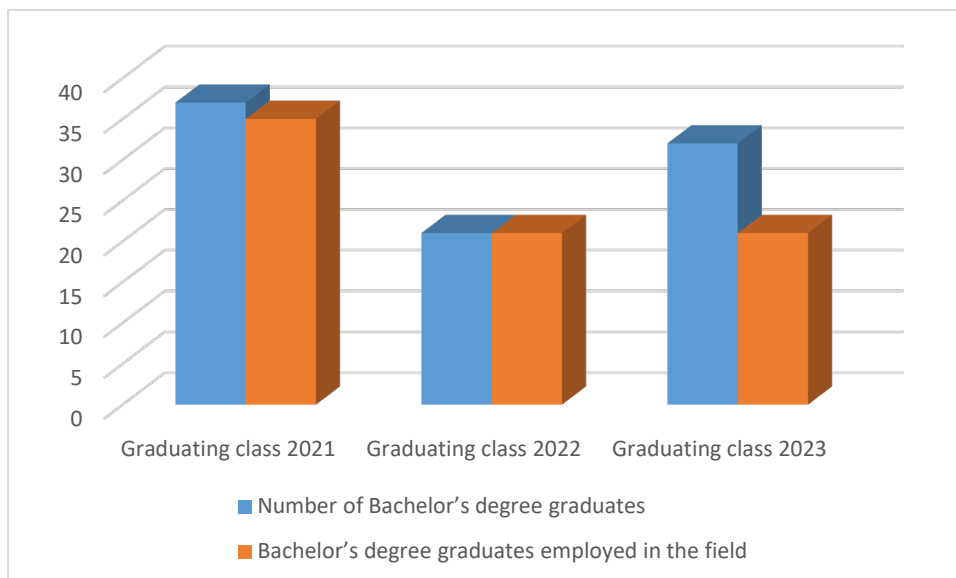


For the **Faculty of Economics, Master programs**, the situation of Master graduates who were employed within two years from the date of graduation, for the 2021-2023 graduating classes, with the mention that, for the 2022 and 2023 graduating classes, it has not been two years since graduation, you can see the tables and graphs below:

**PROGRAM: PUBLIC AND PRIVATE FINANCIAL MANAGEMENT  
FULL-TIME STUDIES**

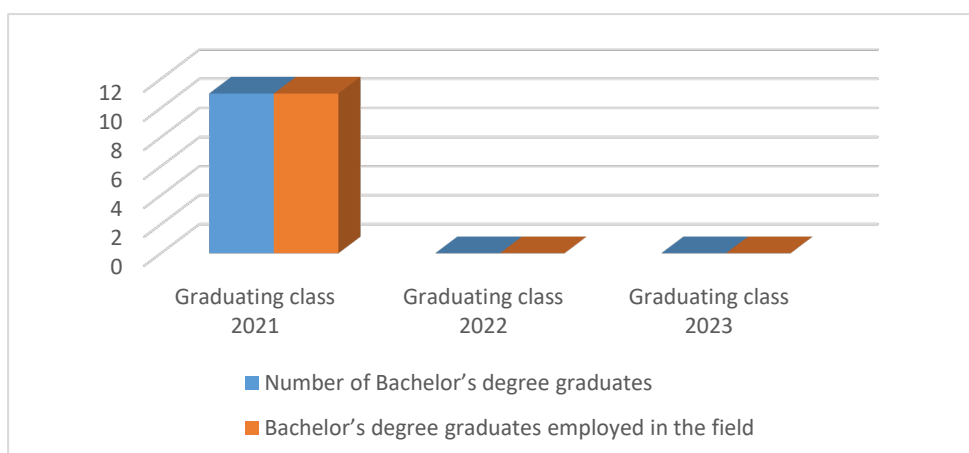
**Duration studies: 2 years**

Graduating class	Number of Bachelor's degree graduates	Bachelor's degree graduates employed in the field	
		Number	Percentage
Graduating class 2021	37	35	94,58%
Graduating class 2022	21	21	100%
Graduating class 2023	32	21	65,62%



**PROGRAM: BUSINESS MANAGEMENT IN TRADE AND TOURISM**  
**FULL-TIME STUDIES**  
**Duration studies: 2 years**

Graduating class	Number of Bachelor's degree graduates	Bachelor's degree graduates employed in the field	
		Number	Percentage
Graduating class 2021	11	11	100%
Graduating class 2022	0	0	0
Graduating class 2023	0	0	0



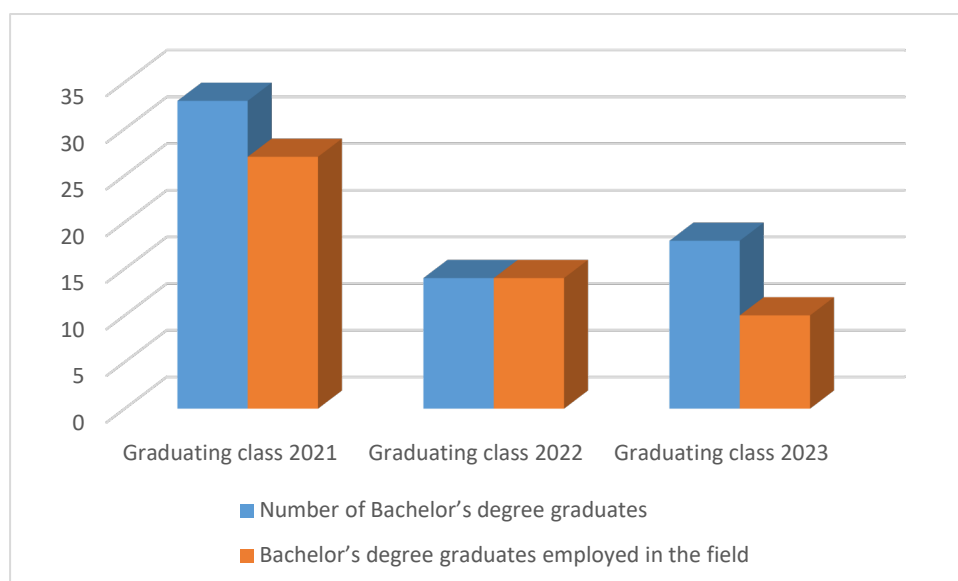


**PROGRAM: AUDIT AND PUBLIC AND PRIVATE CONTROL**

**FULL-TIME STUDIES**

**Duration studies: 2 years**

Graduating class	Number of Bachelor's degree graduates	Bachelor's degree graduates employed in the field	
		Number	Percentage
Graduating class 2021	33	27	81,81%
Graduating class 2022	14	14	100%
Graduating class 2023	18	10	55,55%

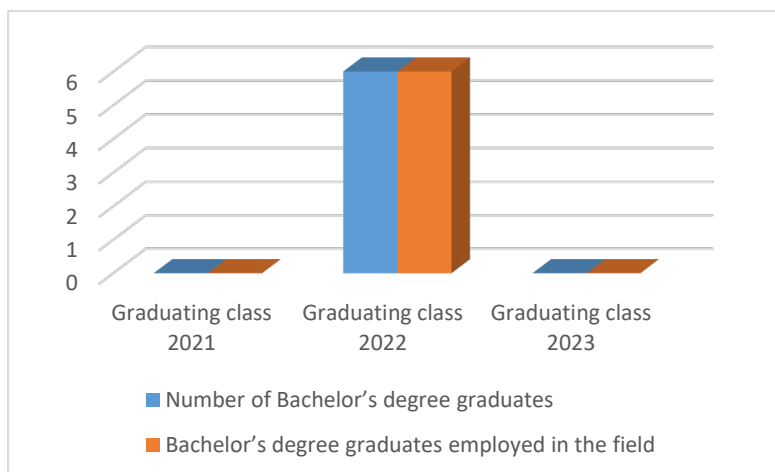


**PROGRAM: FINANCIAL BUSINESS MANAGEMENT IN THE EUROPEAN AREA**

**FULL-TIME STUDIES**

**Duration studies: 2 years**

Graduating class	Number of Master graduates with dissertation	Master graduates employed in the field	
		Number	Percentage
Graduating class 2021	0	0	0
Graduating class 2022	6	6	100%
Graduating class 2023	0	0	0

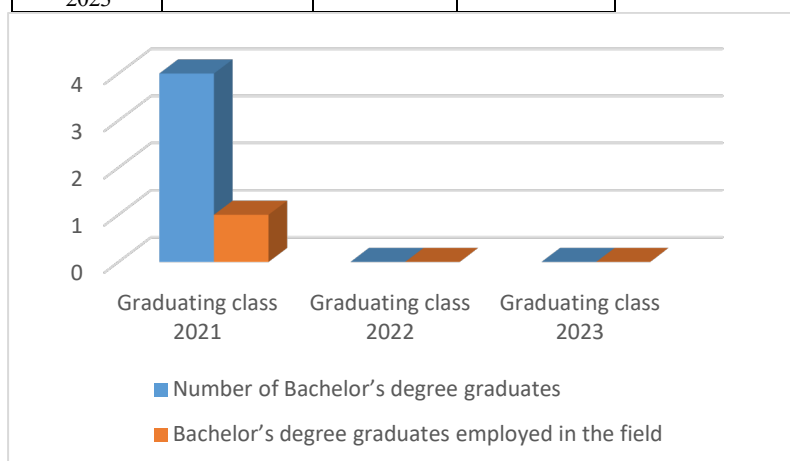


**PROGRAM: SHIPPING INTERNATIONAL TRADE AND FINANCE (Interdisciplinary with the field FINANCE)**

**FULL-TIME STUDIES**

**Duration studies: 2 years**

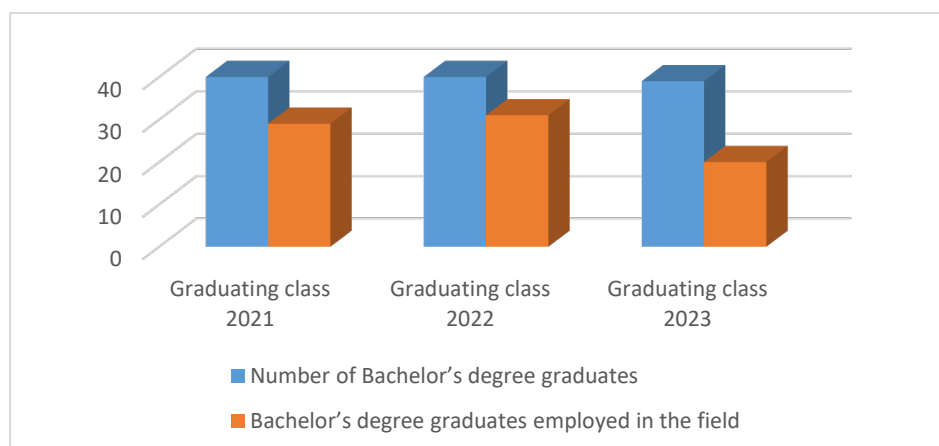
Graduating class	Number of Master graduates with dissertation	Master graduates employed in the field	
		Number	Percentage
Graduating class 2021	4	1	25%
Graduating class 2022	0	0	0
Graduating class 2023	0	0	0



For the **Faculty of Communication and International Relations, Bachelor programs**, the situation of Bachelor's degree graduates who were employed within two years from the date of graduation, for the 2021-2023 graduating classes, with the mention that, for the 2022 and 2023 graduating classes, it has not been two years since graduation, you can see the tables and graphs below:

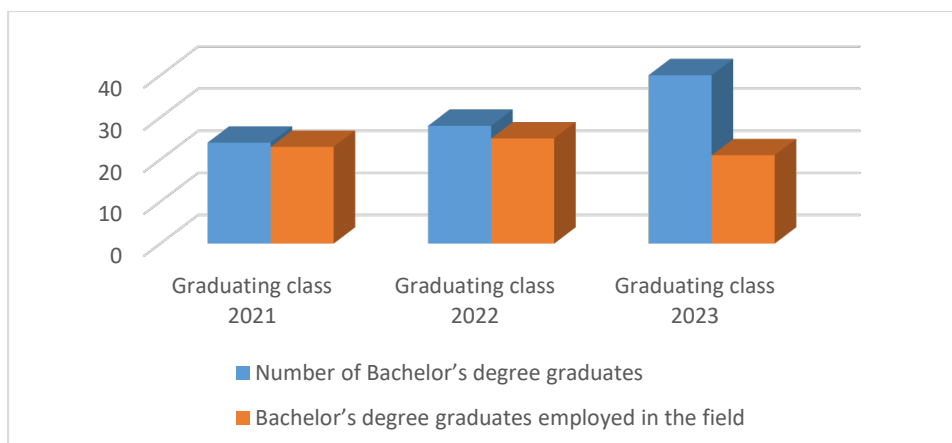
**PROGRAM: COMMUNICATION AND PUBLIC RELATION FULL-TIME STUDIES**  
**Duration studies: 3 years**

Graduating class	Number of Bachelor's degree graduates	Bachelor's degree graduates employed in the field	
		Number	Percentage
Graduating class 2021	40	29	75,50%
Graduating class 2022	40	31	77,50%
Graduating class 2023	39	20	51,28%



**PROGRAM: COMMUNICATION AND PUBLIC RELATION DISTANCE LEARNING**  
**Duration studies: 3 years**

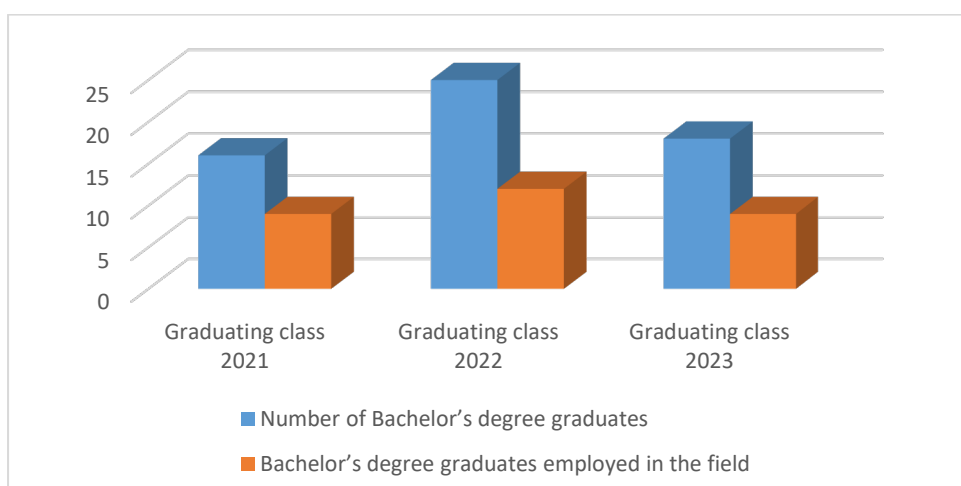
Graduating class	Number of Bachelor's degree graduates	Bachelor's degree graduates employed in the field	
		Number	Percentage
Graduating class 2021	24	23	95,83%
Graduating class 2022	28	25	89,28%
Graduating class 2023	40	21	52,50%



## **PROGRAM: INTERNATIONAL RELATIONS AND EUROPEAN STUDIES FULL-TIME STUDIES**

**Duration studies: 3 years**

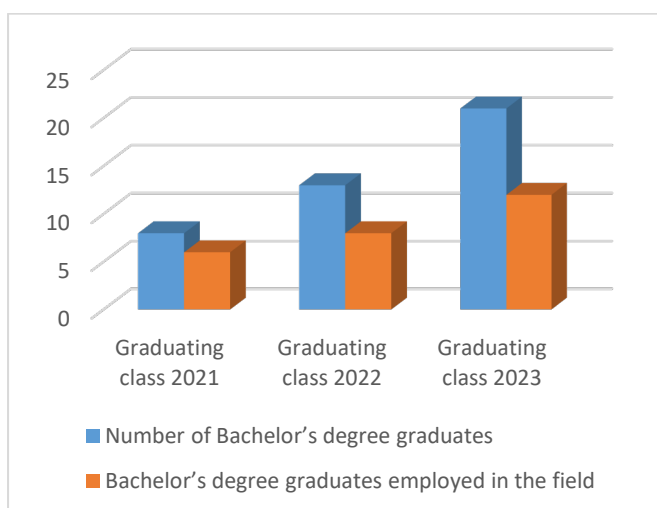
Graduating class	Number of Bachelor's degree graduates	Bachelor's degree graduates employed in the field	
		Number	Percentage
Graduating class 2021	16	9	56,25%
Graduating class 2022	25	12	48%
Graduating class 2023	18	9	50%



**PROGRAM: INTERNATIONAL RELATIONS AND EUROPEAN STUDIES DISTANCE LEARNING**

**Duration studies: 3 years**

Graduating class	Number of Bachelor's degree graduates	Bachelor's degree graduates employed in the field	
		Number	Percentage
Graduating class 2021	8	6	75,00%
Graduating class 2022	13	8	61,53%
Graduating class 2023	21	12	57,14%



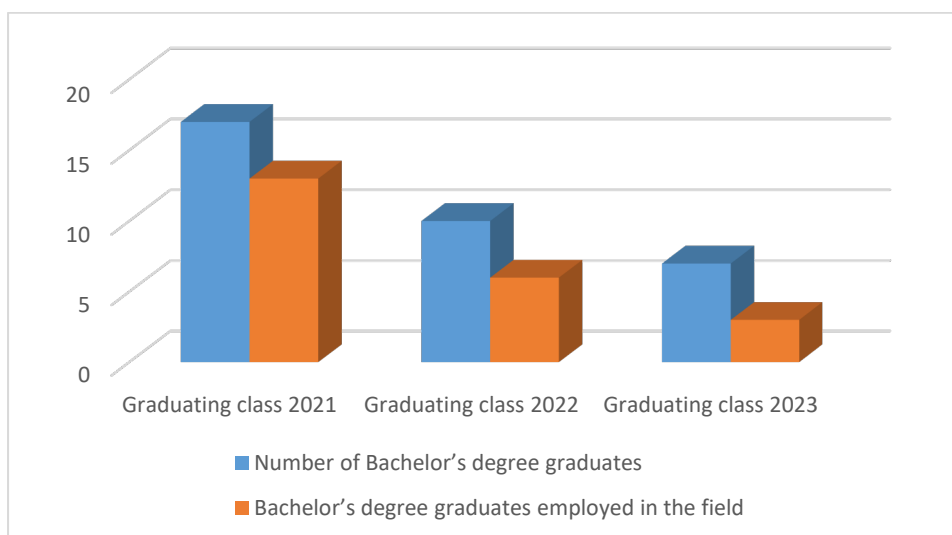
For the **Faculty of Communication and International Relations, Master programs**, the situation of Master graduates who were employed within two years from the date of graduation, for the 2021-2023 graduating classes, with the mention that, for the 2022 and 2023 graduating classes, it has not passed two years since graduation, according to the tables and graphs below:

**PROGRAM: BUSINESS AND INTERNATIONAL ECONOMY** (interdisciplinary with the field of Communication Sciences)

**FULL-TIME STUDIES**

**Duration studies: 2 years**

Graduating class	Number of Bachelor's degree graduates	Master graduates employed in the field	
		Number	Percentage
Graduating class 2021	17	13	76,47%
Graduating class 2022	10	6	60%
Graduating class 2023	7	3	42,85%

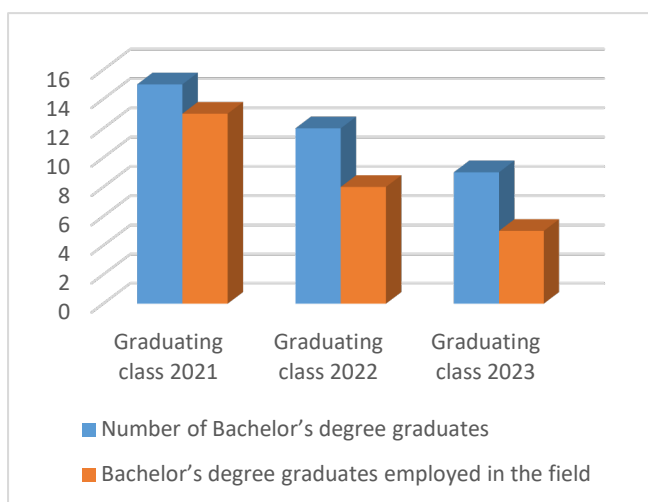


**PROGRAM: SECURITY MANAGEMENT IN INTERNATIONAL RELATIONS FULL-TIME STUDIES**

**Duration studies: 2 years**

Graduating class	Number of Master graduates with dissertation	Master graduates employed in the field	
		Number	Percentage
Graduating class 2021	15	13	86,66%
Graduating class 2022	12	8	66,66%

Graduating class 2023	9	5	55,55%
-----------------------	---	---	--------

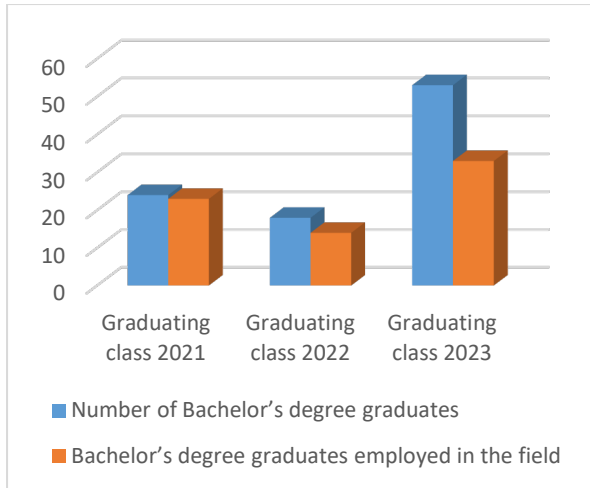


For the **Behavioral & Applied Sciences Faculty, undergraduate programs**, the situation of Bachelor's degree graduates who were employed within two years from the date of graduation, for the 2021-2023 graduating classes, with the mention that, for the 2022 and 2023 graduating classes, it has not been two years since graduation, you can see the tables and graphs below:

#### **PROGRAM: PSYCHOLOGY - FULL-TIME STUDIES**

**Duration studies: 3 years**

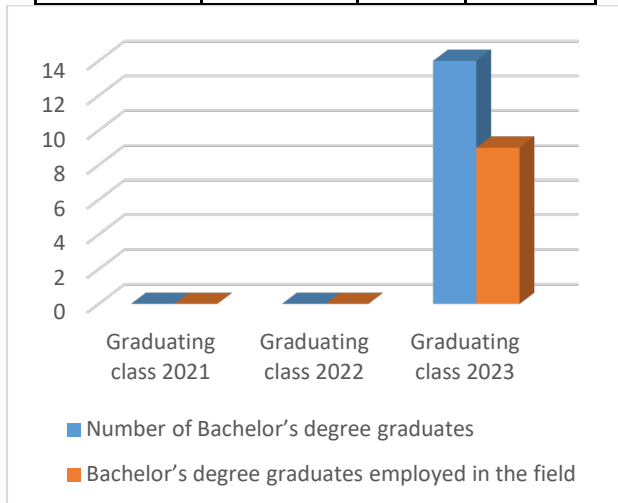
Graduating class	Number of Bachelor's degree graduates	Bachelor's degree graduates employed in the field	
		Number	Percentage
Graduating class 2021	24	23	95,83%
Graduating class 2022	18	14	77,77%
Graduating class 2023	53	33	62,26%



## **PROGRAM: INFORMATICS - FULL-TIME STUDIES**

**Duration studies: 3 years**

Graduating class	Number of Bachelor's degree graduates	Bachelor's degree graduates employed in the field	
		Number	Percentage
Graduating class 2023	14	9	64,28%



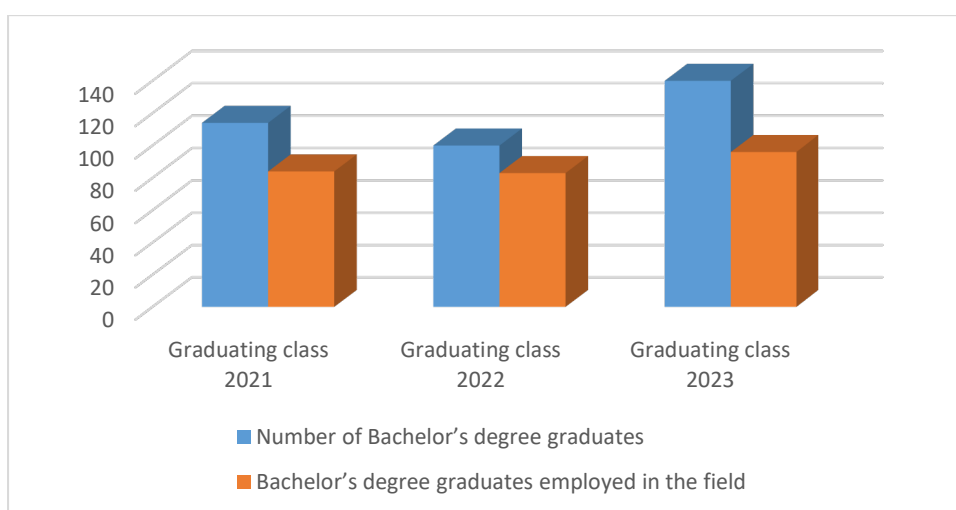
For the **Law Faculty, undergraduate programs**, the situation of Bachelor's degree graduates who were employed within two years from the date of graduation, for the 2021-2023 graduating classes, with the mention that, for the 2022 and 2023 graduating classes, it has not been two years since graduation, you can see the tables and graphs below:



**PROGRAM: LAW FULL-TIME STUDIES**

**Duration studies: 4 years**

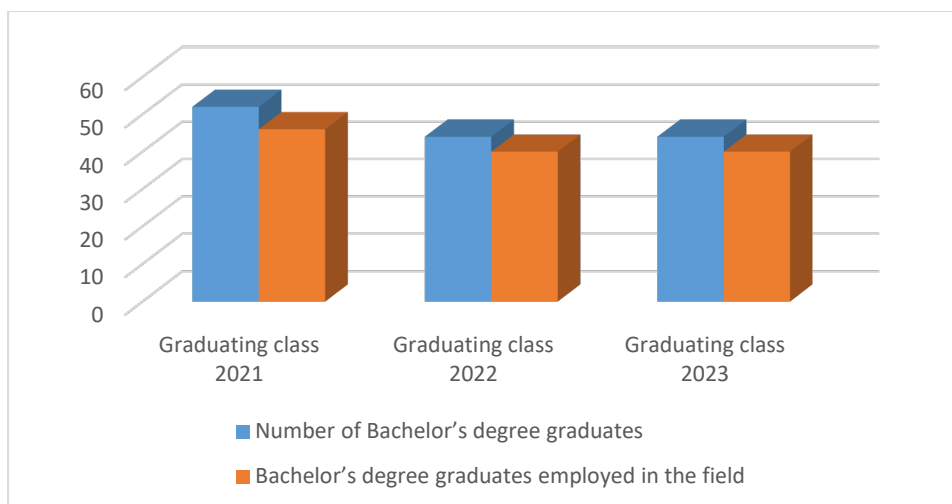
Graduating class	Number of Bachelor's degree graduates	Bachelor's degree graduates employed in the field	
		Number	Percentage
Graduating class 2021	114	84	73,68%
Graduating class 2022	100	83	83%
Graduating class 2023	140	96	68,57%



**PROGRAM: LAW PART-TIME STUDIES**

**Duration studies: 4 years**

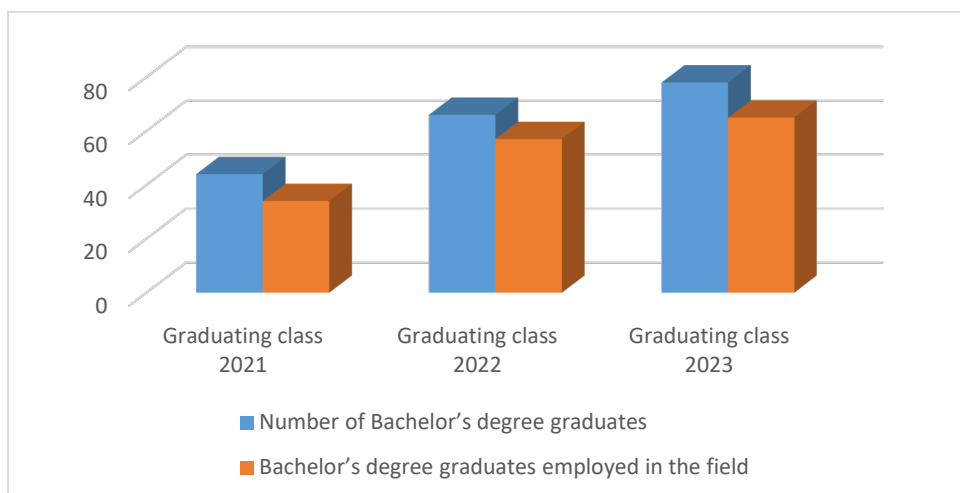
Graduating class	Number of Bachelor's degree graduates	Bachelor's degree graduates employed in the field	
		Number	Percentage
Graduating class 2021	52	46	88,46%
Graduating class 2022	44	40	90,90%
Graduating class 2023	44	40	90,90%



## PROGRAM: LAW DISTANCE LEARNING

### Duration studies: 4 years

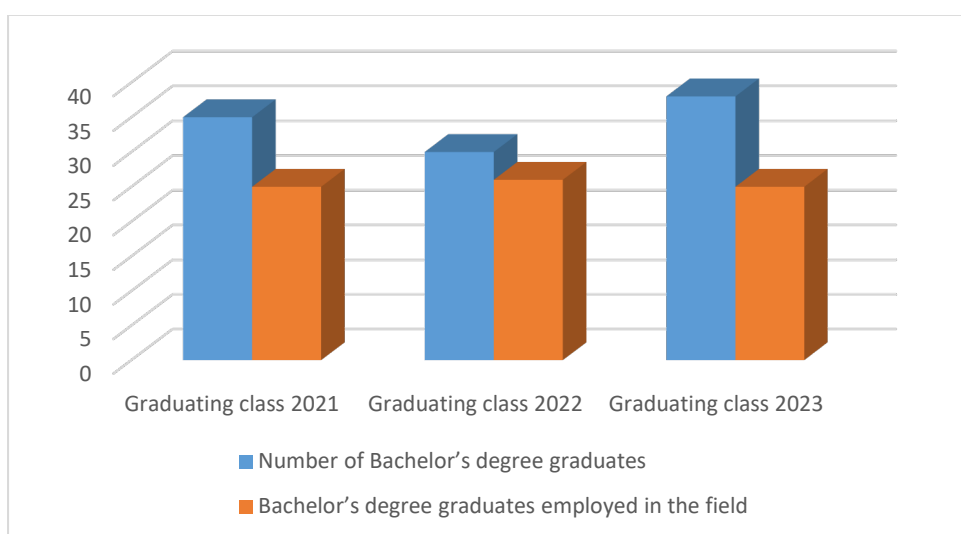
Graduating class	Number of Bachelor's degree graduates	Bachelor's degree graduates employed in the field	
		Number	Percentage
Graduating class 2021	44	34	77,27%
Graduating class 2022	66	57	86,36%
Graduating class 2023	78	65	83,33%



For the **Law Faculty, Master programs**, the situation of Master graduates who passed their dissertation exam and were employed within two years from the date of graduation, for the 2021-2023 graduating classes, with the mention that, for the 2022 and 2023 graduating classes, it has not been two years since graduation, you can see the tables and graphs below:

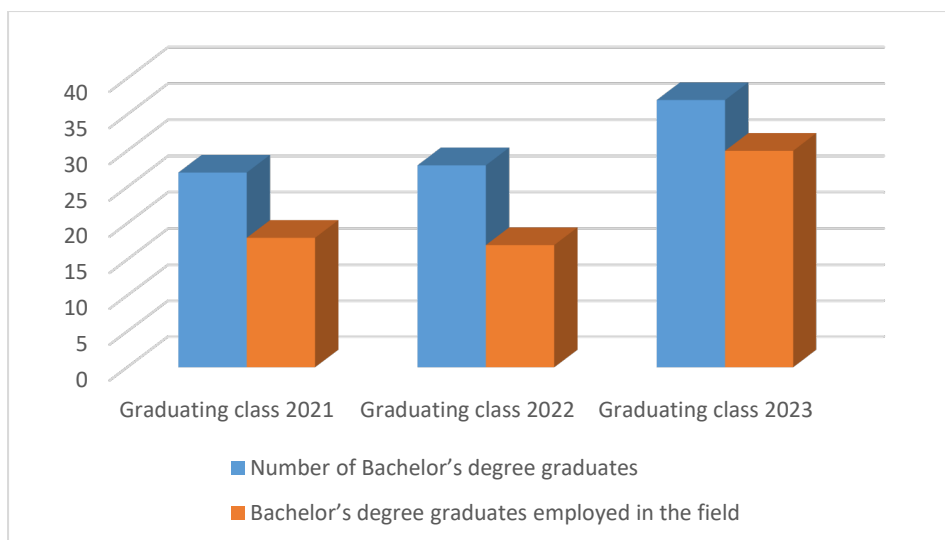
**PROGRAM: LAW AND EUROPEAN PUBLIC ADMINISTRATION FULL-TIME STUDIES**  
**Duration studies: 1,5 years**

Graduating class	Number of Bachelor's degree graduates	Master graduates employed in the field	
		Number	Percentage
Graduating class 2021	35	25	71,42%
Graduating class 2022	30	26	86,66%
Graduating class 2023	38	25	65,78%



**PROGRAM: LAW AND EUROPEAN PUBLIC ADMINISTRATION PART-TIME STUDIES**  
**Duration studies: 1,5 years**

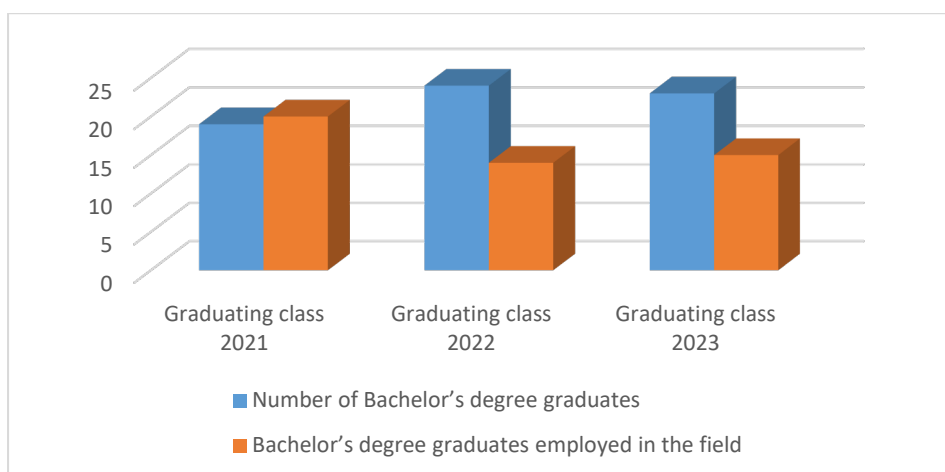
Graduating class	Number of Bachelor's degree graduates	Master graduates employed in the field	
		Number	Percentage
Graduating class 2021	27	18	71,42%
Graduating class 2022	28	17	60,71%
Graduating class 2023	37	30	81,08%



#### **PROGRAM: CRIMINAL SCIENCES FULL-TIME STUDIES**

**Duration studies: 1,5 years**

Graduating class	Number of Bachelor's degree graduates	Master graduates employed in the field	
		Number	Percentage
Graduating class 2021	19	20	73,68%
Graduating class 2022	24	14	58,33%
Graduating class 2023	23	15	65,21%

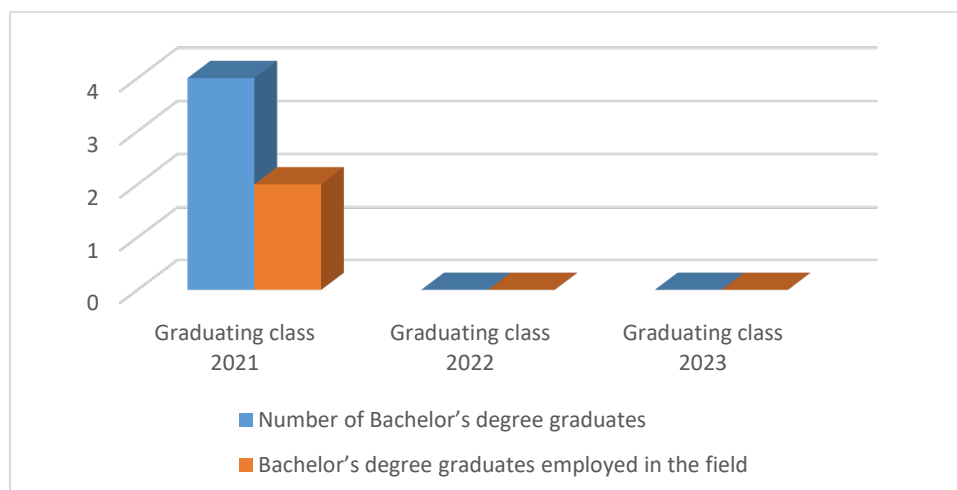


#### **PROGRAM: EUROPEAN UNION LAW FULL-TIME STUDIES**

**Duration studies: 1,5 years**


Graduating class	Number of Bachelor's degree graduates	Master graduates employed in the field
------------------	---------------------------------------	--

		Number	Percentage
Graduating class 2021	4	2	50%
Graduating class 2022	0	0	0
Graduating class 2023	0	0	0



## **8. THE IMPLEMENTATION OF THE ANNUAL OPERATIONAL PLAN**

The analysis of the implementation of the 2022-2023 operational plan was carried out in the REPORT ON THE ACCOMPLISHMENT OF THE 2022 – 2023 OPERATIONAL PLAN OF DANUBIUS UNIVERSITY OF GALAȚI, hereby attached, which was approved by the Decision of the Senate of Danubius University no. 97 from September 27, 2023.



MINISTERUL EDUCAȚIEI ȘI CERCETĂRII ȘTIINȚIFICE  
ROMANIA  
UNIVERSITATEA "DANUBIUS" DIN GALAȚI

**RECTOR,**

**Prof. univ. dr. Steve O. Michael**



Senatul Universității „Danubius” din Galați

**HOTĂRÂRE**  
**nr. 2 din 28.02.2024**  
**privind aprobarea Raportului privind starea Universității “Danubius” din Galați în**  
**anul universitar 2022-2023**

Senatul Universității „Danubius” din Galați, întrunit în ședința din data de 28.02.2024,

Având în vedere Raportul privind starea Universității “Danubius” din Galați în anul universitar 2022-2023 prezentat de domnul prof. univ. dr. Steve O. Michael, Rector al Universității “Danubius” din Galați, în cadrul ședinței de Senat,

Având în vedere prevederile art. 19 din Legea nr. 199/2023 a învățământului superior,

Având în vedere prevederile art. 51 lit. i) din Carta Universității „Danubius” din Galați,

În temeiul art. 28 din Carta Universității „Danubius” din Galați,

**HOTĂRĂȘTE:**

**Art. 1** Se aprobă Raportul privind starea Universității “Danubius” din Galați în anul universitar 2022-2023, conform anexei care face parte integrantă din prezenta hotărâre.

**Art. 2** În vederea aducerii la cunoștință a prezentei hotărâri se însărcinează Rectorul Universității „Danubius” din Galați.

**Președintele Senatului Universității „Danubius” din Galați,**  
Prof.univ.dr. Georgeta MODIGA

**Aviz juridic**

